

ACET symm. tri. / buy on upside brkout on increased volume

Aceto Cp:OTC (15.7500, 15.9700, 15.4400, 15.7700 -0.1400)



AHC symm. tri. / buy on upside brkout on increased volume

Amerada Hess Cor (69.9600, 71.0000, 69.8000, 71.0000 +1.2900)



APSG sloppy bull pennant / buy on upside brkout on increased volume



AVID asc. tri. / buy on upside brkout on increased volume



BCO symm. tri. / buy on upside brkout on larger than normal volume

Brink's Co:NYSE (30.6700, 31.1300, 30.5400, 31.0900 +0.5800)



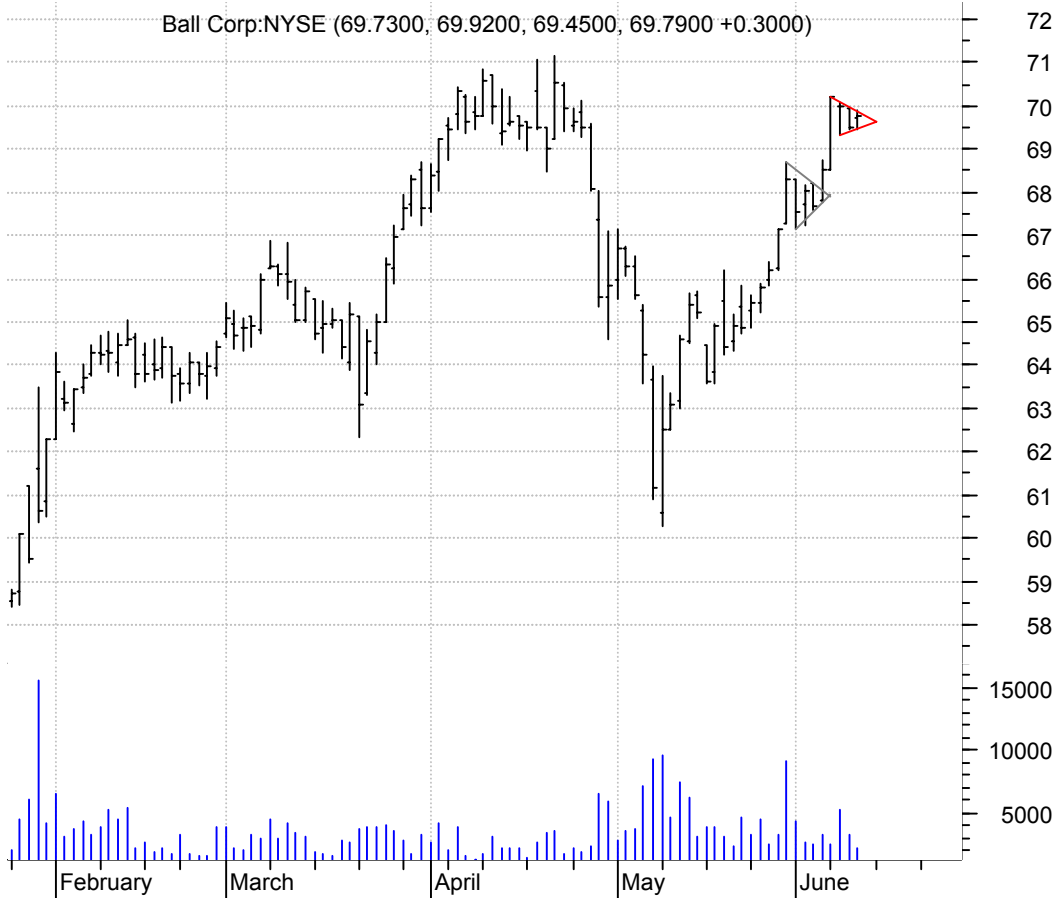
BEL inv. h. & sh. / buy on upside brkout on increased volume

Bennett Environm (13.3500, 13.3900, 13.1200, 13.1700 -0.0500)



BLL bull pennant / buy on upside breakout on increased volume

Ball Corp:NYSE (69.7300, 69.9200, 69.4500, 69.7900 +0.3000)

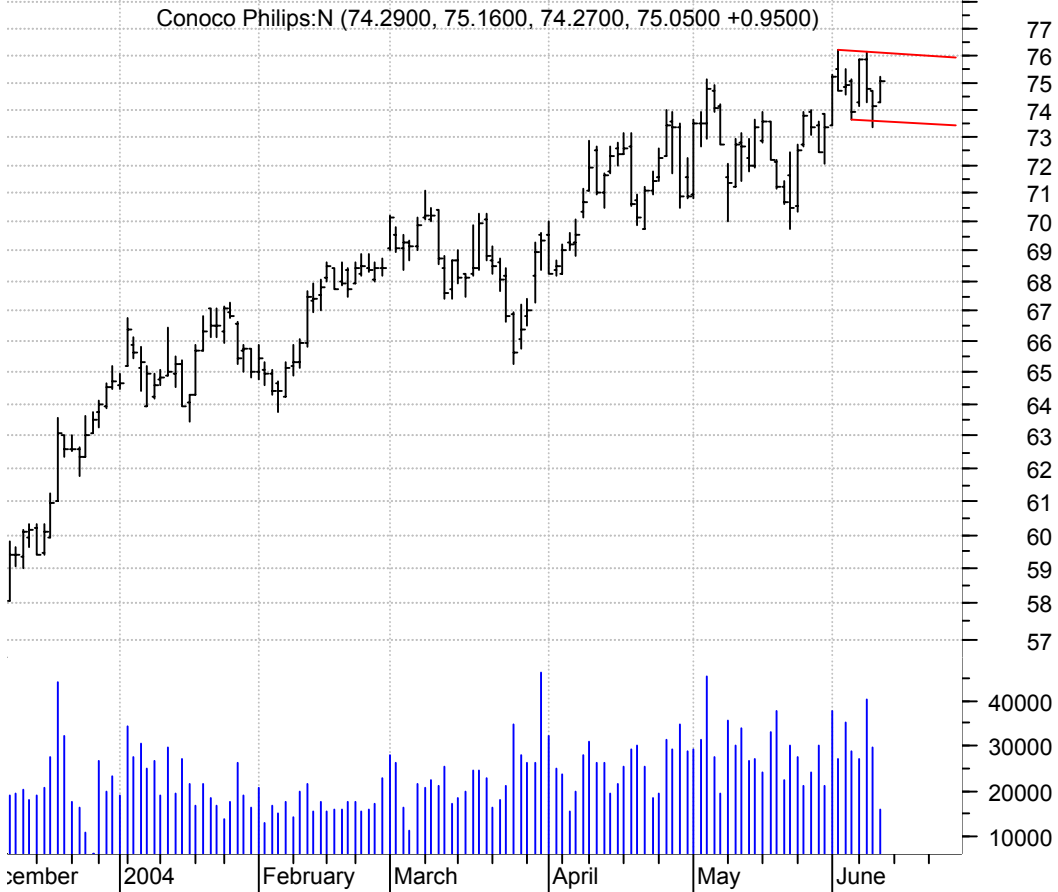


CNX symm. tri. / buy on upside breakout on increased volume

CONSOL Energy In (30.5000, 31.1000, 30.5000, 31.0100 +0.5600)



COP bullish flagging / buy on upside breakout on increased volume



CPRT bull pennant / buy on upside breakout on increased volume



CPWR asc. tri. / buy on upside breakout on increased volume

Compuware Corp:O (7.8000, 7.9300, 7.7600, 7.7800 -0.0300)

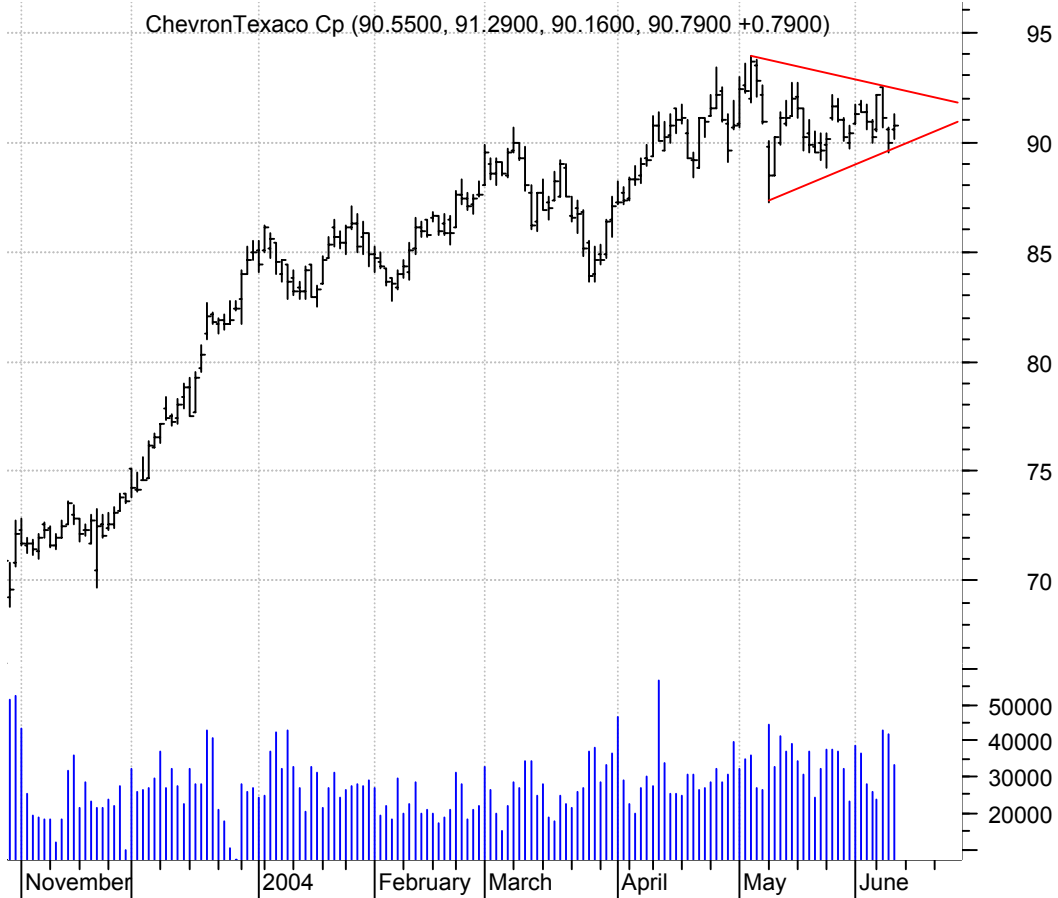


CRR falling wedge / buy on upside breakout on increased volume

Carbo Ceramics I (69.0000, 69.6500, 68.5000, 68.9400 +0.5400)



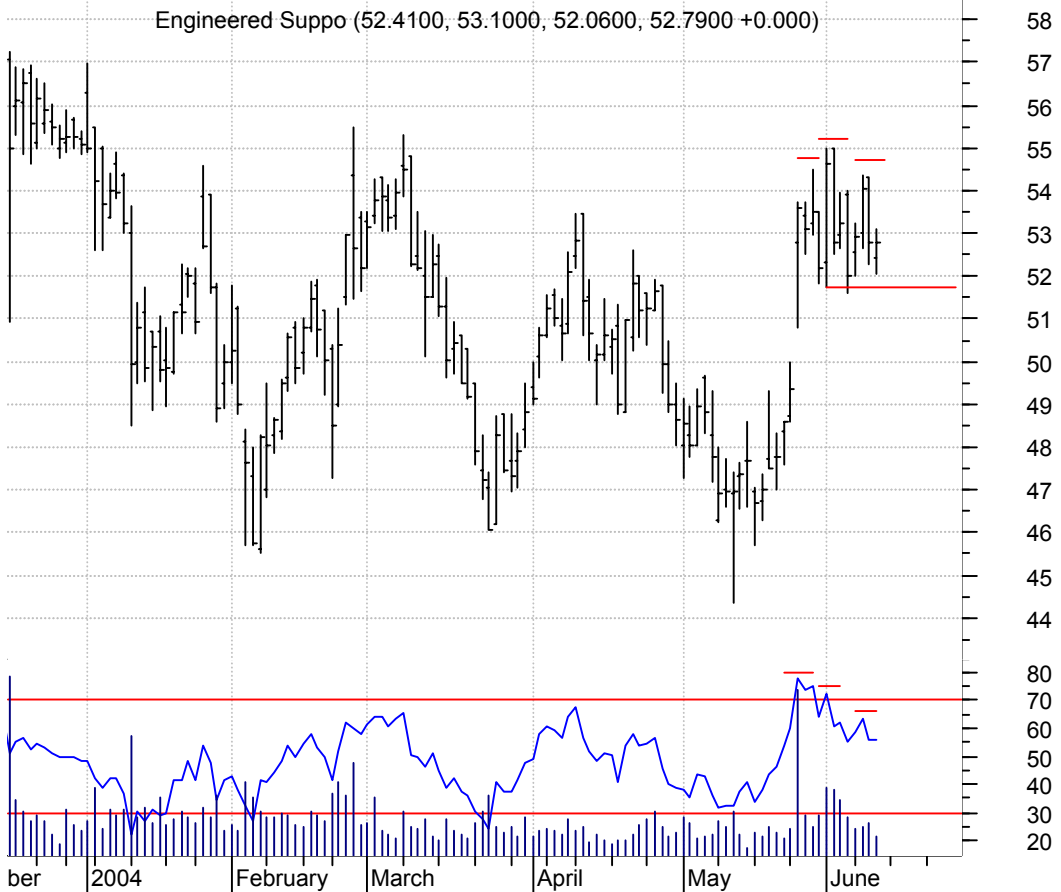
CVX symm. tri. / buy on upside brkout on increased volume



DY asc. tri. / buy on upside brkout on increased volume



EASI h. & sh. / sell on downside brkout on increased volume

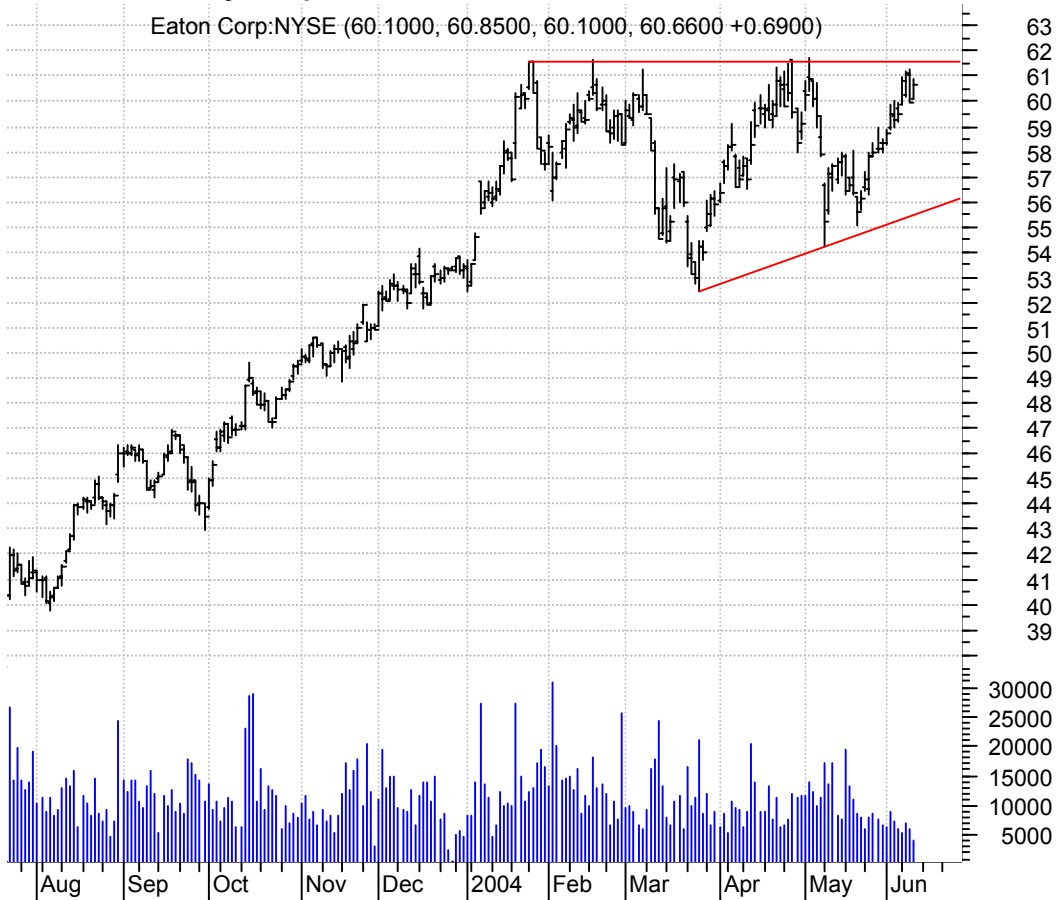


EMBX symm. tri. / buy on upside brkout on increased volume



ETN asc. tri. / buy on upside breakout on increased volume

Eaton Corp:NYSE (60.1000, 60.8500, 60.1000, 60.6600 +0.6900)



EXP sloppy asc. tri. / buy on upside breakout on increased volume

Eagle Materials: (66.5500, 67.3900, 66.1000, 66.8000 +0.2000)



FILE symm. tri. / buy on upside brkout on increased volume

Filenet Cp:OTC (29.0600, 29.4200, 28.8800, 28.9700 -0.1800)



FSH asc. tri. / buy on upside brkout on increased volume

Fisher Scientifi (57.7900, 58.0600, 57.5000, 57.9200 +0.1900)



FTO bullish flagging / buy on upside breakout on larger than normal volume

Frontier Oil Cor (19.1000, 19.4300, 18.8900, 19.3800 +0.4100)



GCO rectangle / buy on upside breakout on increased volume

Genesco Inc:NYSE (25.0600, 25.1500, 24.5000, 24.7600 -0.0500)



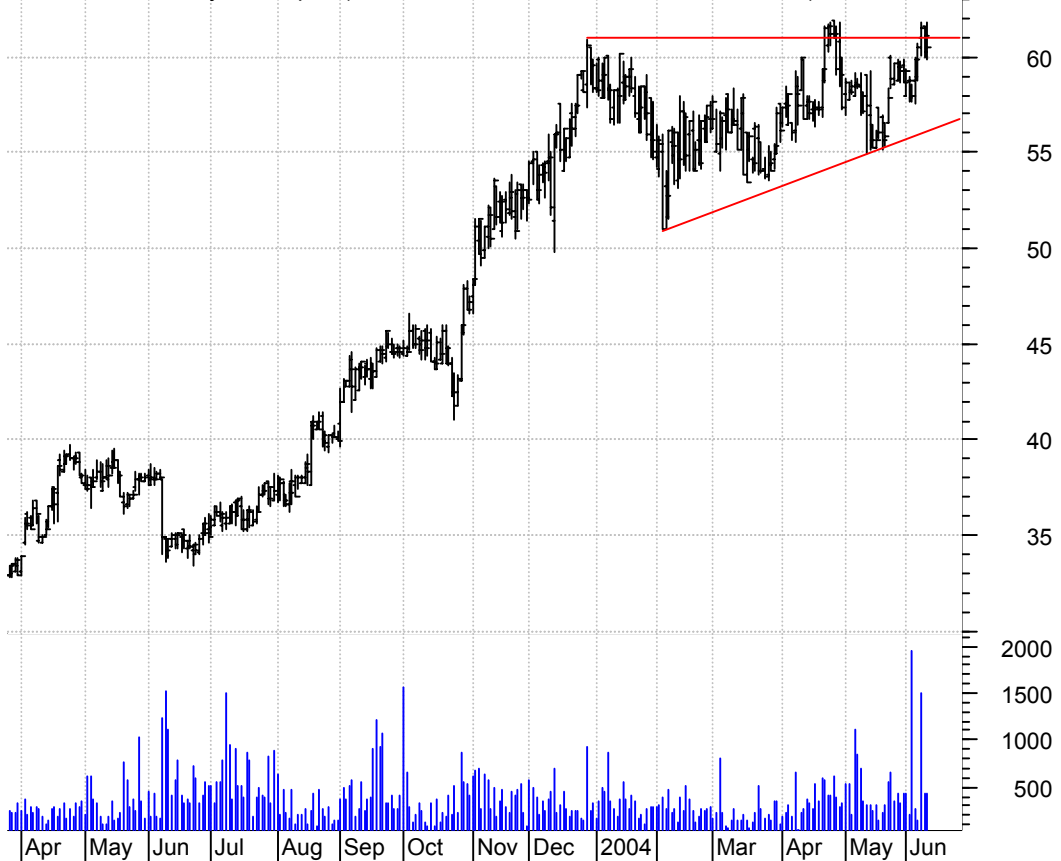
GFF symm. tri. / buy on upside brkout on increased volume

Griffon Corp:NYS (23.0900, 23.1600, 22.6000, 22.8400 -0.2200)



GLYT asc. tri. / buy on upside brkout on increased volume

Genlyte Group In (60.2500, 61.8200, 59.9000, 60.4800 -0.6200)



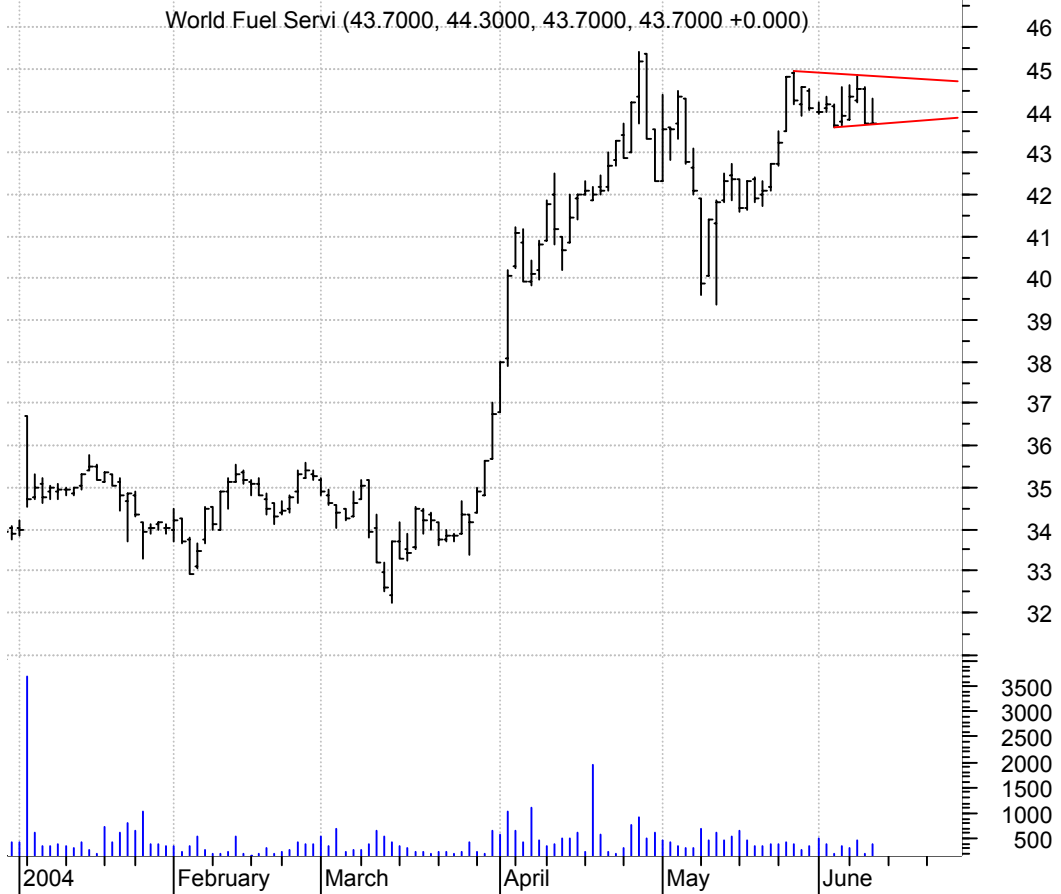
HD symm. tri. preceded by 'pole-like' move / buy on upside brkout on increased volume



HYSL symm. tri. / buy on upside brkout on increased volume



INT symm. tri. preceded by 'pole-like' move / buy on upside brkout on increased volume



LXK symm. tri. / buy on upside brkout on increased volume



ODFL bull pennant / buy on upside brkout on increased volume



ORB symm. tri. / buy on upside brkout thru dotted red line on increased volume



PH bullish flagging / buy on upside brkout on increased volume

Parker Hannifin (57.9000, 57.9000, 57.3600, 57.6700 -0.1700)

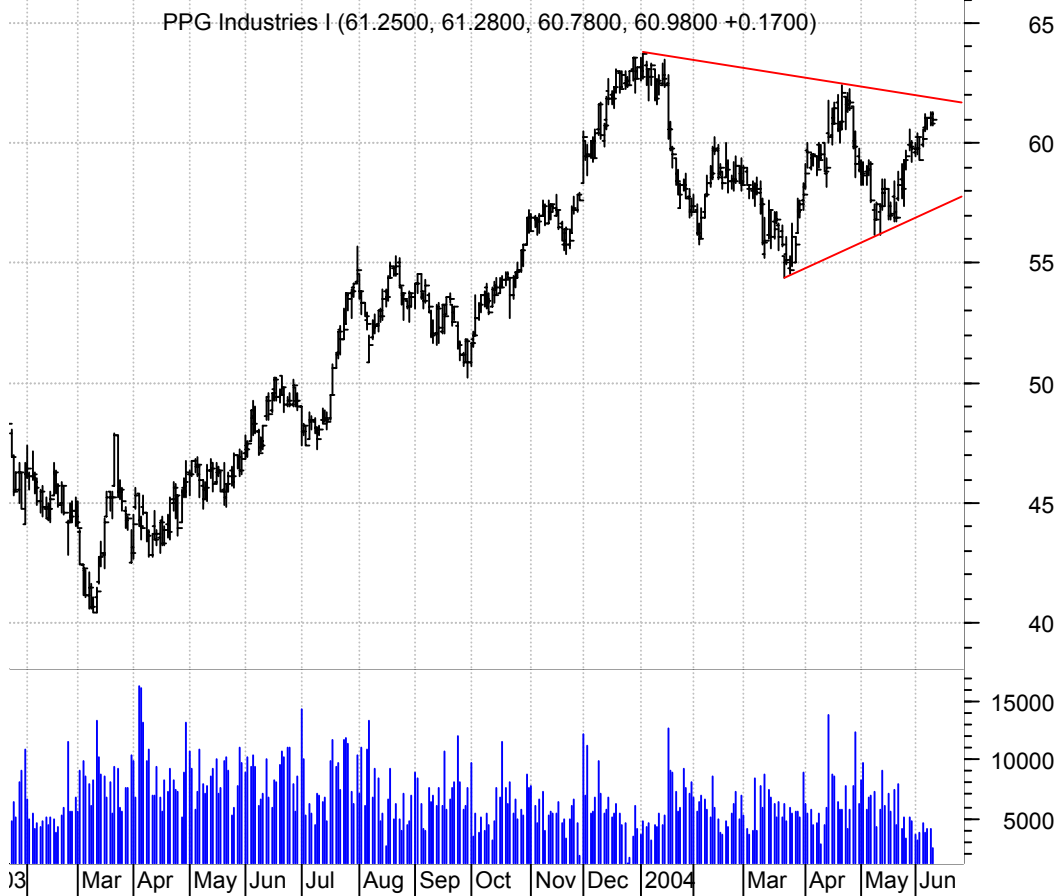


PLT symm. tri. / buy on upside brkout on increased volume

Plantronics Inc: (39.9500, 40.2500, 39.5500, 39.9200 +0.2200)



PPG symm. tri. / buy on upside brkout on increased volume



RS asc. tri. / buy on upside brkout on increased volume



STK falling wedge / buy on upside breakout on increased volume



SWN symm. tri. / buy on upside breakout thru dotted red line on increased volume



TEN symm. tri. preceded by 'pole-like' move / buy on upside brkout on increased volume

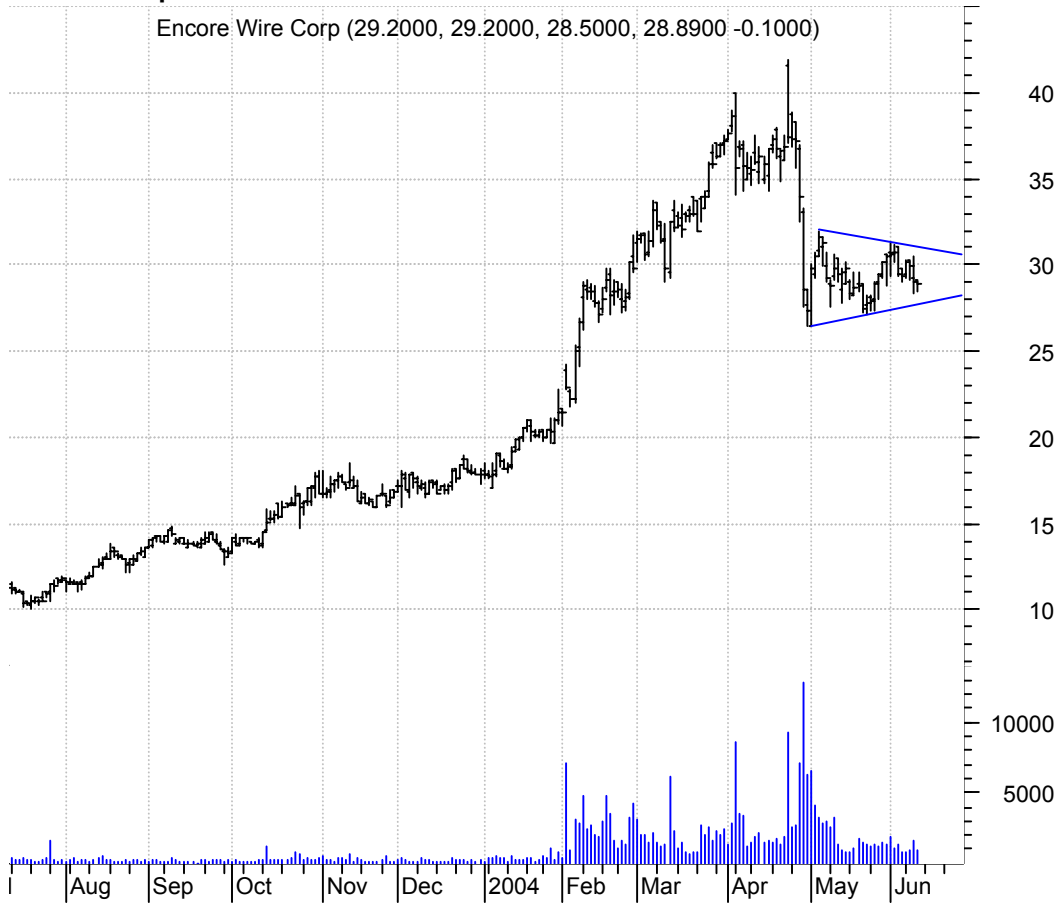


ULGX symm. tri. preceded by 'pole-like' move / buy on upside brkout on increased volume



WIRE bear pennant / sell on downside brkout on increased volume

Encore Wire Corp (29.2000, 29.2000, 28.5000, 28.8900 -0.1000)



YHOO sloppy asc. tri. / buy on upside brkout on increased volume

Yahoo Inc:OTC (32.7300, 32.7400, 31.8600, 32.4000 +0.0800)



chartpatterns.com
Chart Pattern Analysis for Timing the Markets

KMatras@aol.com