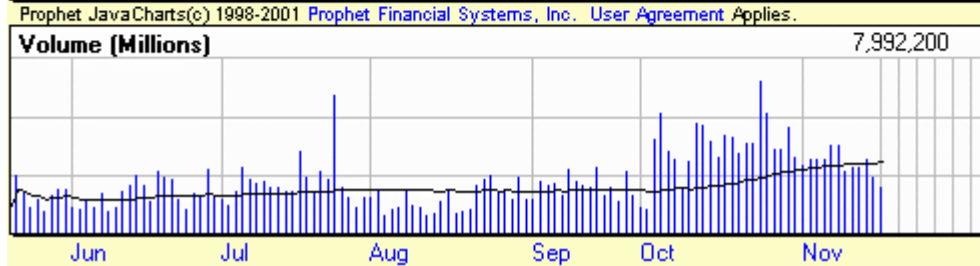
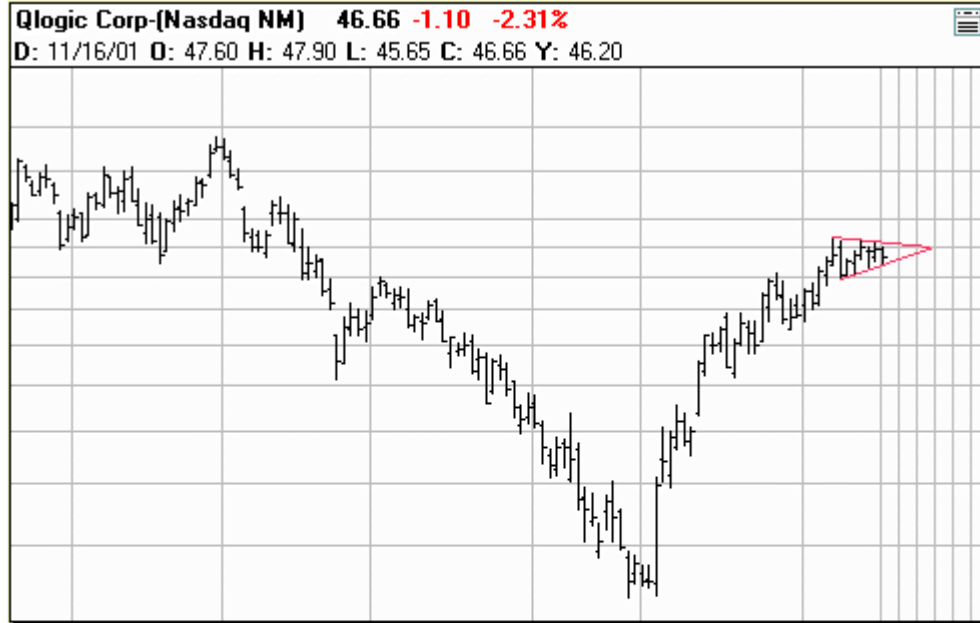
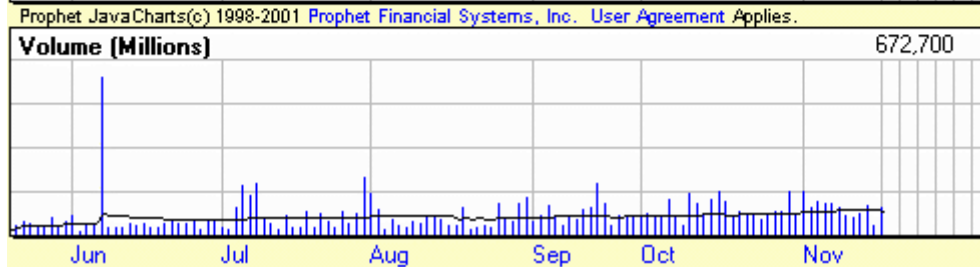


QLGC

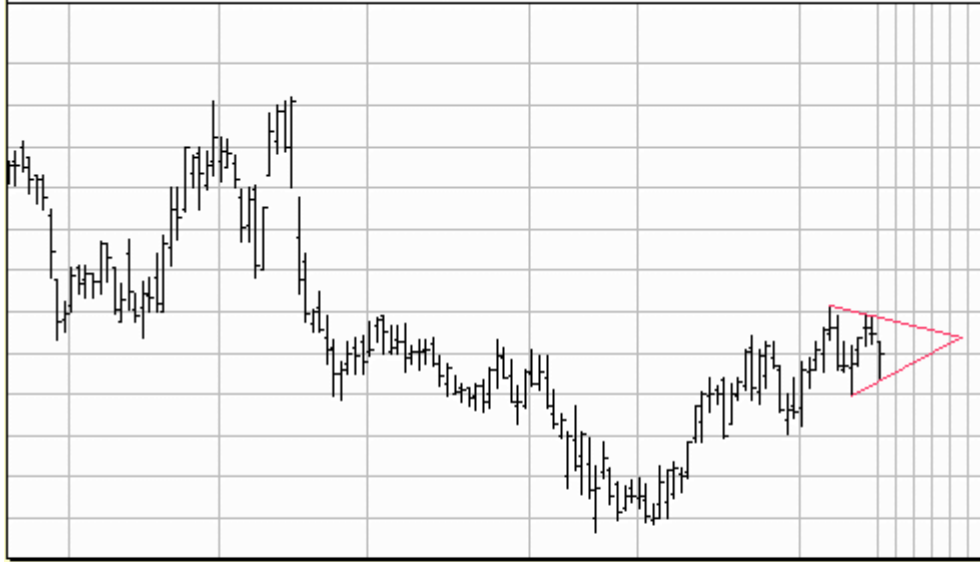


RPM



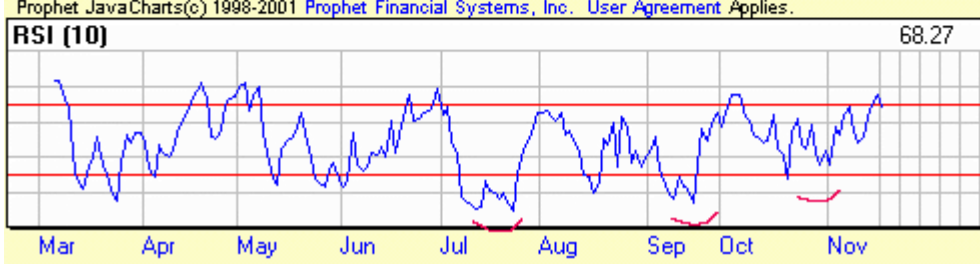
AAPL

Apple Computer Inc-(Nasdaq NM) 18.97 -0.479 -2.46%
D: 11/16/01 O: 19.28 H: 19.29 L: 18.40 C: 18.97 Y: 18.52



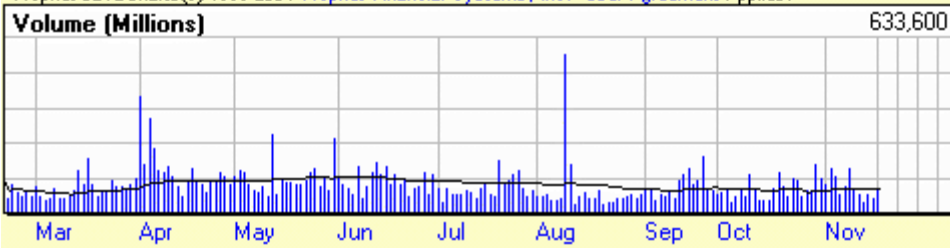
CMCSK

Comcast Corp Cl A Spcl Non-vtg-(Nasdaq NM) 38.23 -0.259 -0.675%
D: 11/16/01 O: 38.58 H: 38.93 L: 37.75 C: 38.23 Y: 38.19



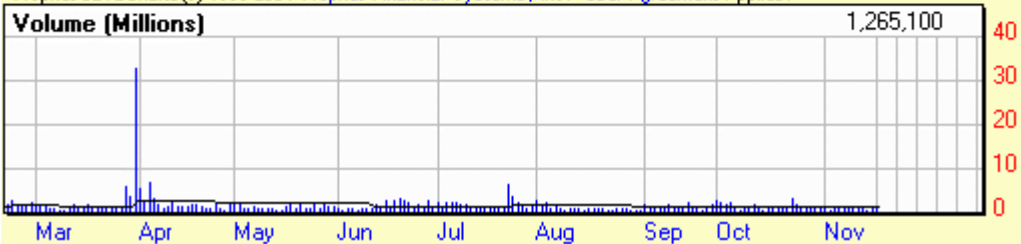
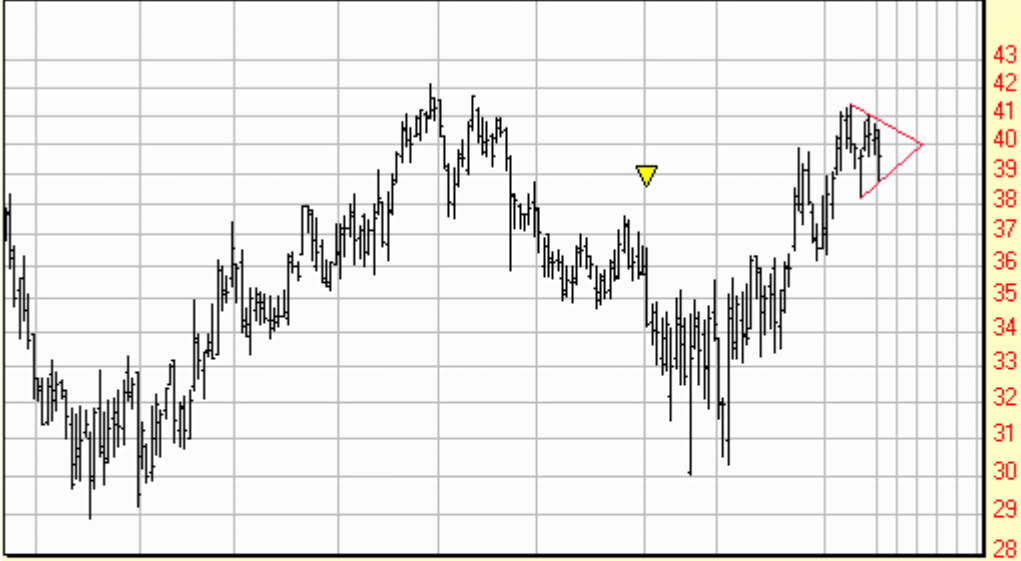
ETR

Entergy Corp 38.19 0.500 1.33%
D: 11/16/01 O: 37.69 H: 38.20 L: 37.29 C: 38.19 Y: 37.37

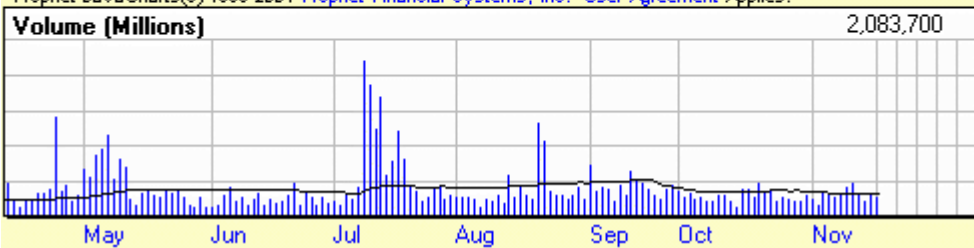


FISV

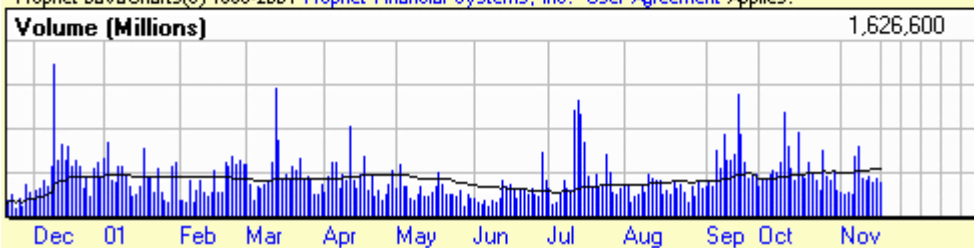
Fiserv Inc-(Nasdaq NM) 39.57 -0.649 -1.61%
D: 11/16/01 O: 40.48 H: 40.50 L: 38.77 C: 39.57 Y: 39.35



GDT



HDI



LXK

Lexmark Intl Inc A 49.49 0.640 1.31%
D: 11/16/01 O: 49.00 H: 49.70 L: 35.00 C: 49.49 Y: 45.83



Prophet JavaCharts(c) 1998-2001 Prophet Financial Systems, Inc. User Agreement Applies.

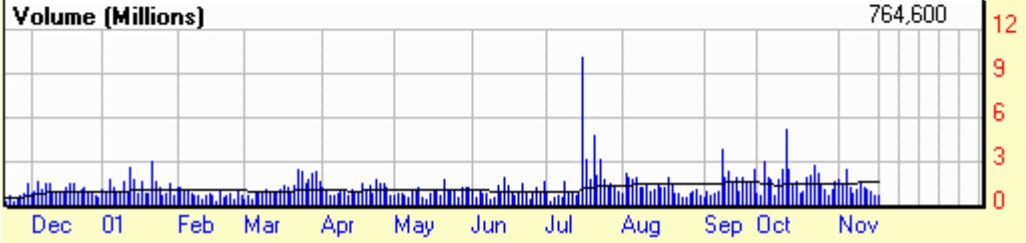


SPC

St. Paul Cos 47.27 0.160 0.340%
D: 11/16/01 O: 47.11 H: 47.69 L: 47.01 C: 47.27 Y: 46.92

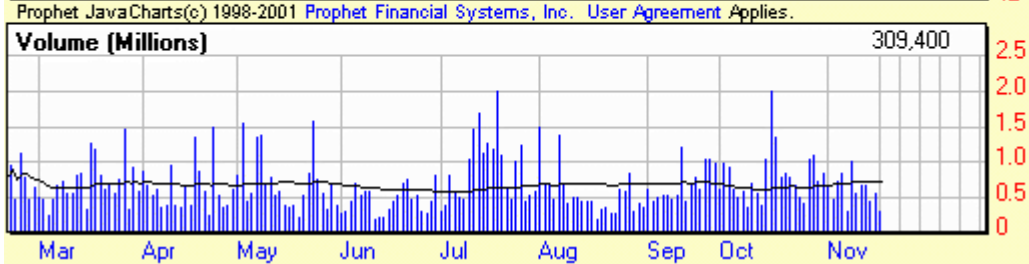


Prophet JavaCharts(c) 1998-2001 Prophet Financial Systems, Inc. User Agreement Applies.



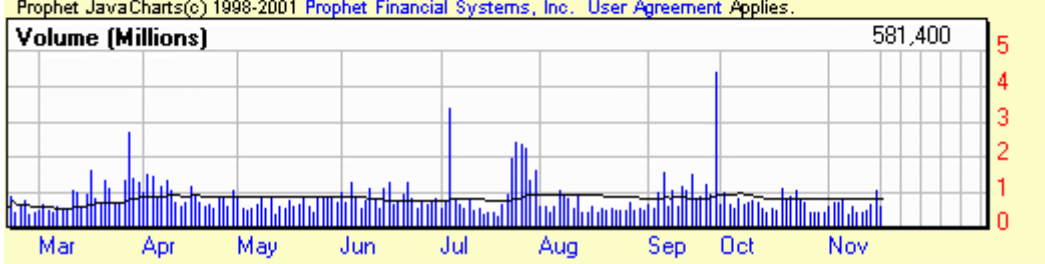
STJ

St. Jude Medical 70.86 0.310 0.439%
D: 11/16/01 O: 71.25 H: 71.50 L: 70.26 C: 70.86 Y: 70.56

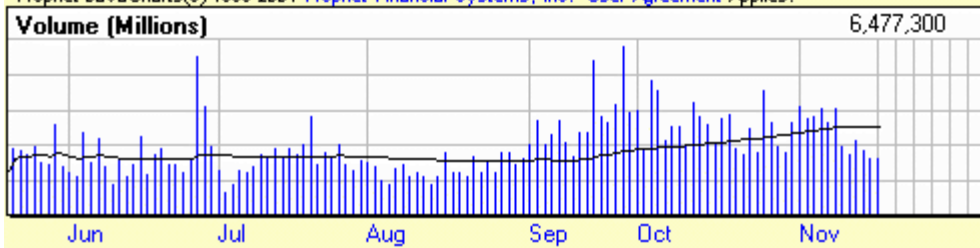


XEL

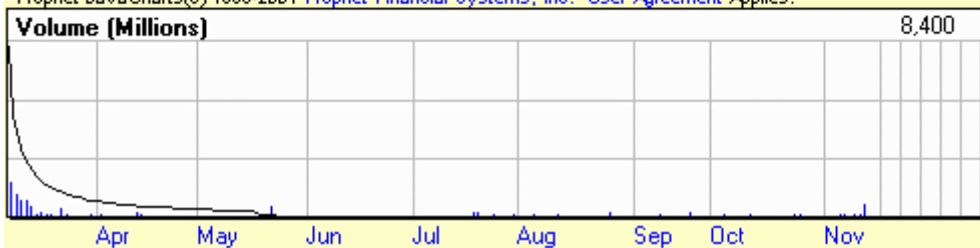
Xcel Energy Inc 28.69 -0.009 -0.034%
D: 11/16/01 O: 28.90 H: 28.99 L: 28.40 C: 28.69 Y: 28.36



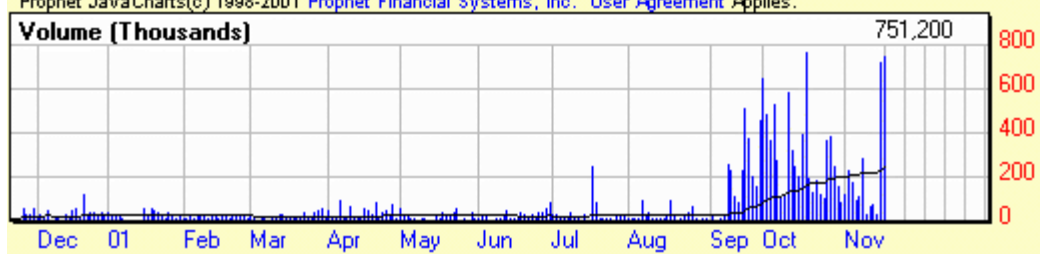
XLNX



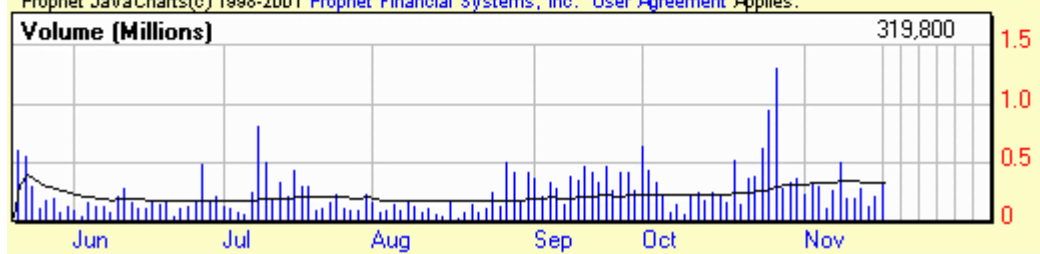
CTZN



GTNR

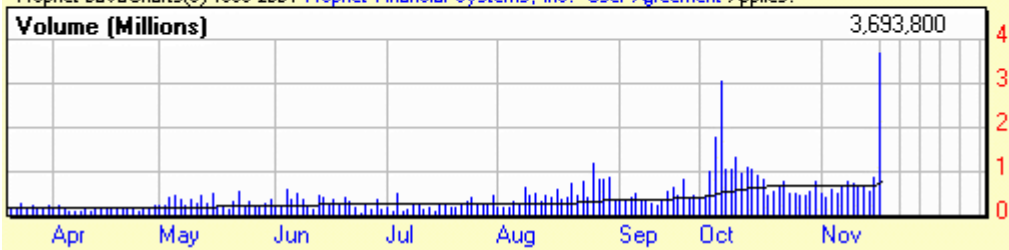


NBIX



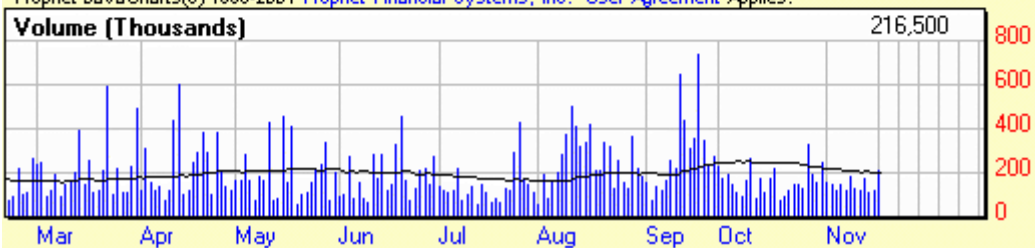
PCL

Plum Creek Timber L.p. 28.03 -0.029 -0.106%
D: 11/16/01 O: 28.00 H: 28.20 L: 27.85 C: 28.03 Y: 27.85



PSA

Public Storage 34.77 -0.379 -1.07%
D: 11/16/01 O: 34.90 H: 34.97 L: 34.54 C: 34.77 Y: 34.59



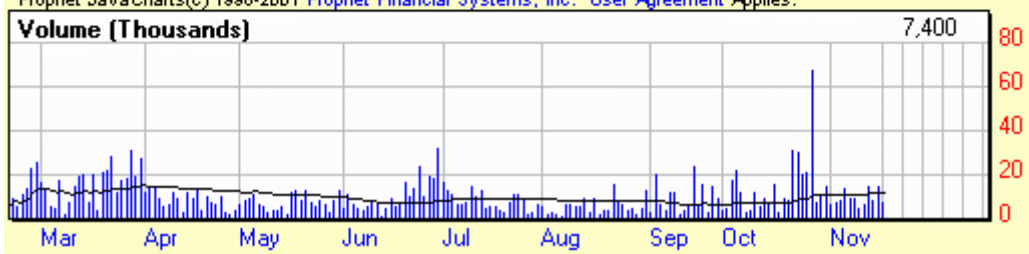
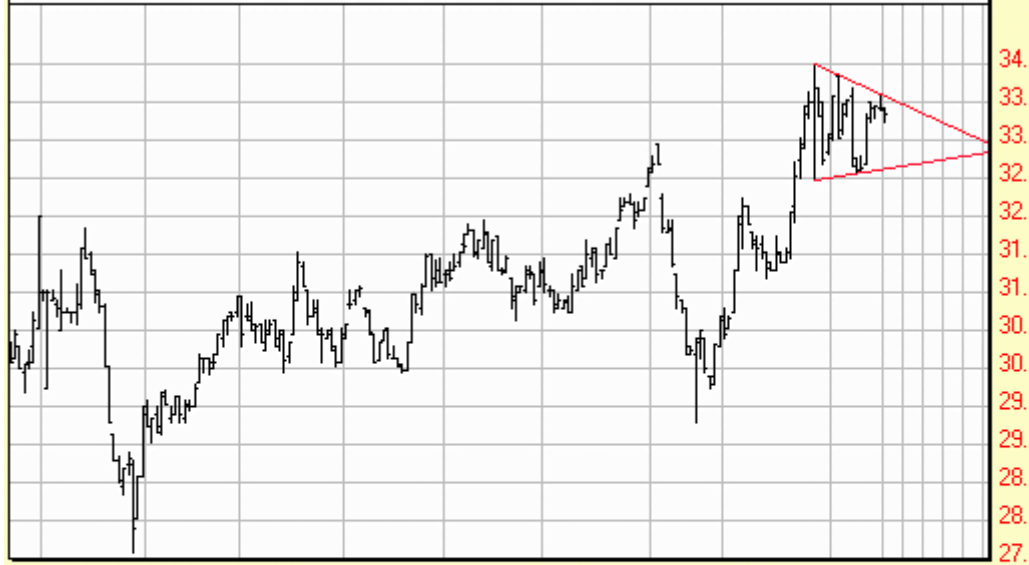
RJR

Rj Reynolds Tobacco Hldgs 57.80 0.070 0.121%
D: 11/16/01 O: 57.95 H: 58.00 L: 57.49 C: 57.80 Y: 57.26



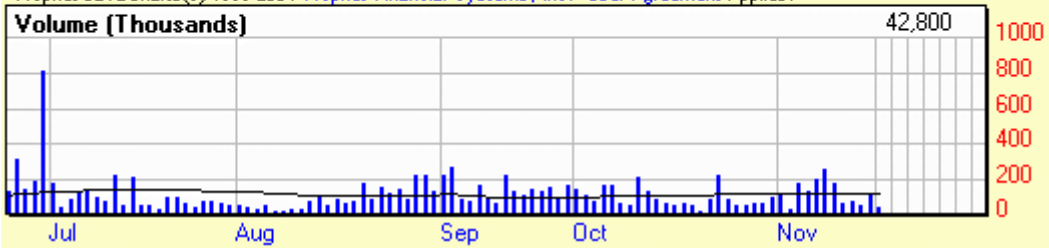
SJI

South Jersey Indus 33.36 -0.039 -0.119%
D: 11/16/01 O: 33.44 H: 33.44 L: 33.25 C: 33.36 Y: 33.26



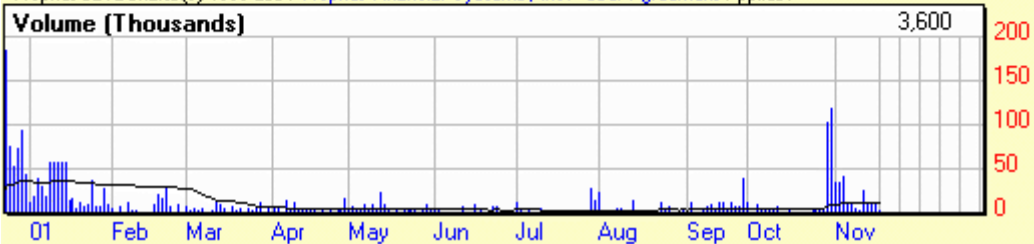
SOL

Sola International 16.77 -0.219 -1.28%
D: 11/16/01 O: 17.05 H: 17.10 L: 16.75 C: 16.77 Y: 16.74

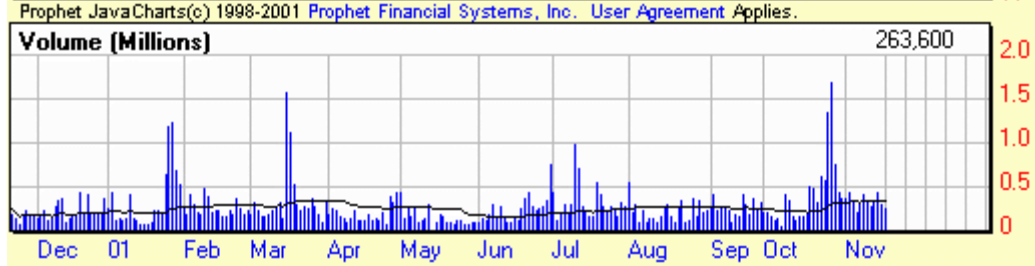


SSYS

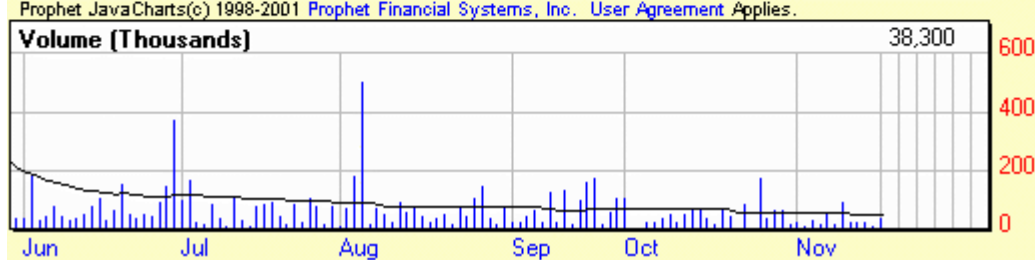
Stratays Inc-(Nasdaq NM) 5.35 -0.009 -0.186%
D: 11/16/01 O: 5.36 H: 5.36 L: 5.04 C: 5.35 Y: 4.99



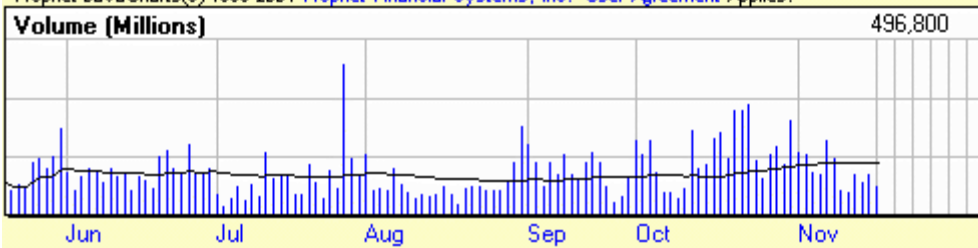
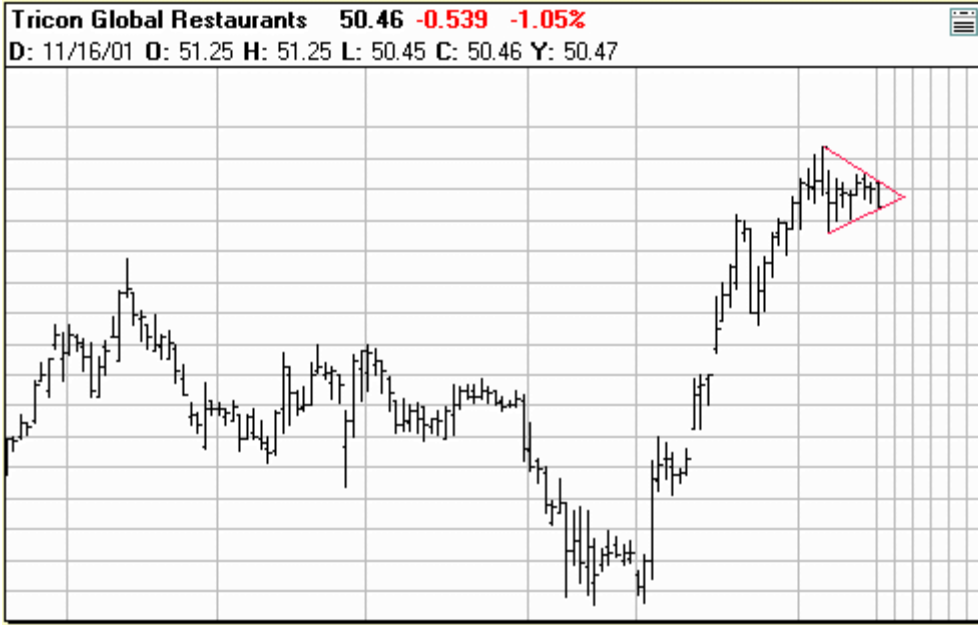
STE



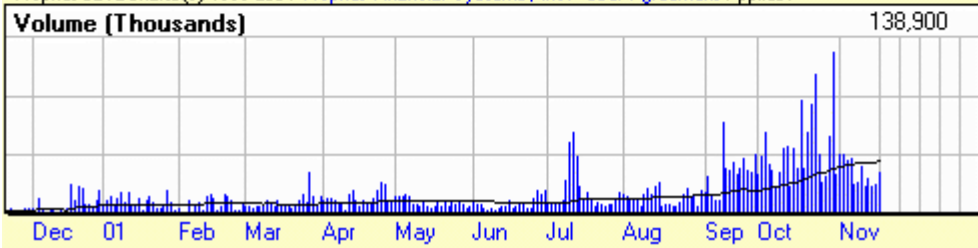
VERS



YUM



BRO

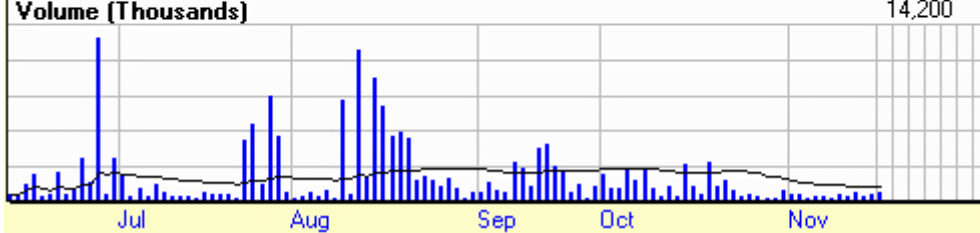


CVBF

Cyb Financial Corp-(OTC) 22.35 -0.029 -0.133%
D: 11/16/01 O: 22.15 H: 22.37 L: 21.93 C: 22.35 Y: 22.24



Prophet JavaCharts(c) 1998-2001 Prophet Financial Systems, Inc. User Agreement Applies.

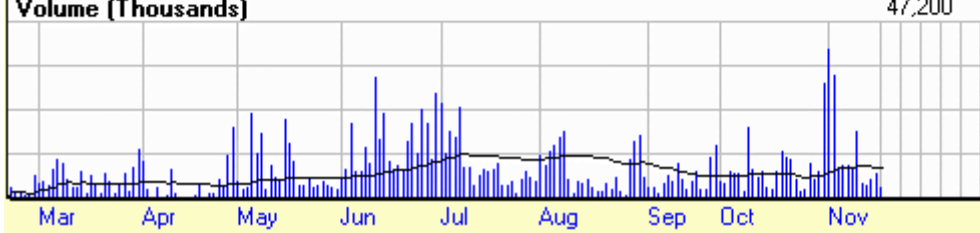


AMHC

Amer Healthways Inc-(Nasdaq NM) 41.55 0.550 1.34%
D: 11/16/01 O: 41.49 H: 41.55 L: 40.40 C: 41.55 Y: 40.22



Prophet JavaCharts(c) 1998-2001 Prophet Financial Systems, Inc. User Agreement Applies.



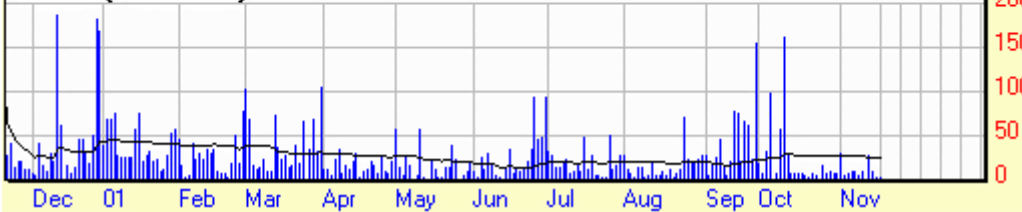
UNBJ

United Natl Bancorp-(Nasdaq NM) 24.24 0.250 1.04%

D: 11/16/01 O: 23.96 H: 24.50 L: 23.96 C: 24.24 Y: 24.00



Volume (Thousands)



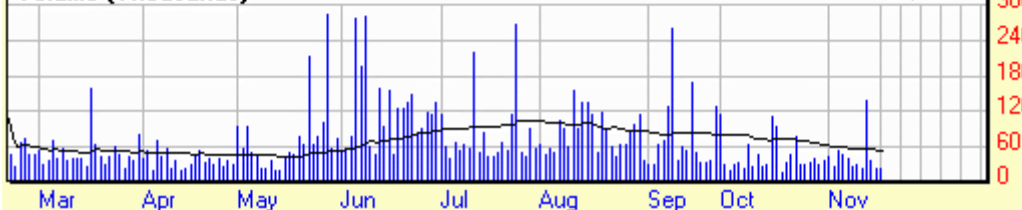
SUSQ

Susquehanna Bancshares-(Nasdaq NM) 20.99 0.240 1.16%

D: 11/16/01 O: 20.75 H: 20.99 L: 20.66 C: 20.99 Y: 20.86



Volume (Thousands)



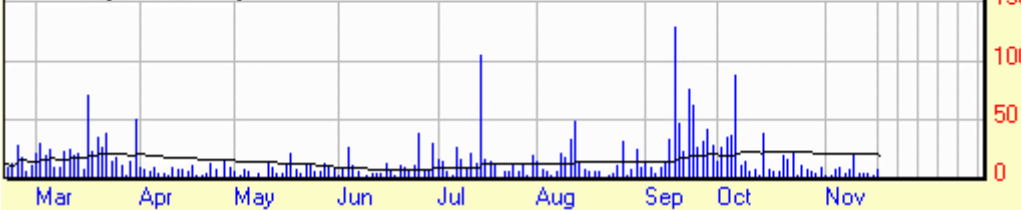
SASR

Sandy Spring Bancorp-(Nasdaq NM) 41.55 1.02 2.52%

D: 11/16/01 O: 40.90 H: 41.56 L: 40.85 C: 41.55 Y: 41.17



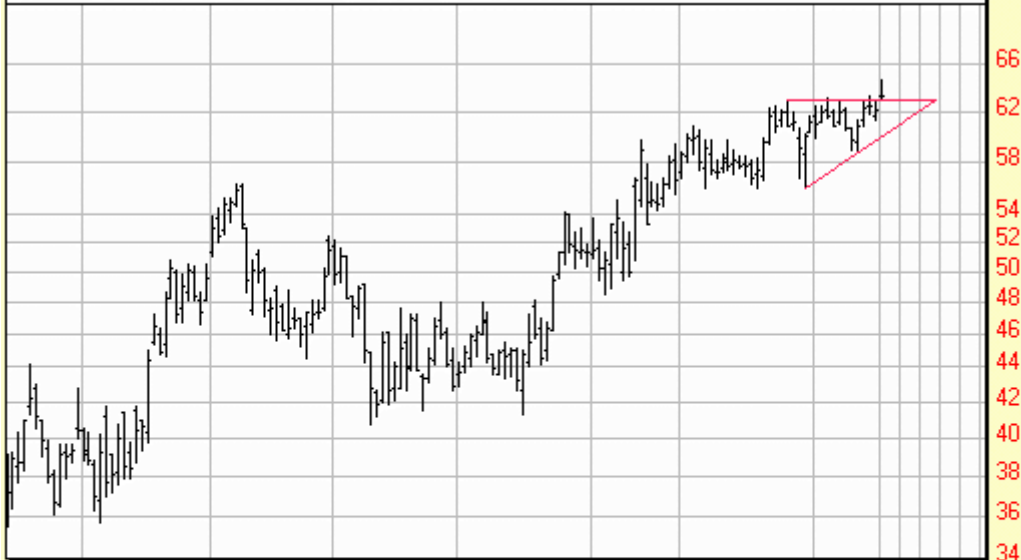
Volume (Thousands)



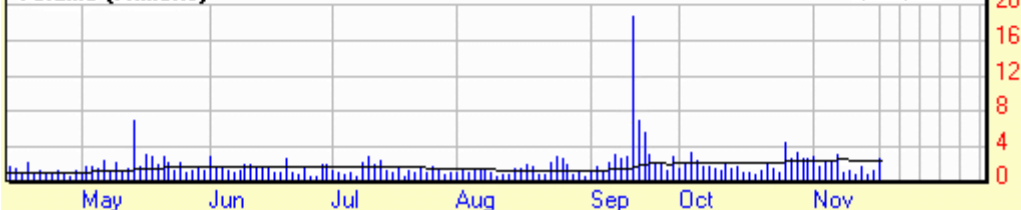
IMCL

Imclone Systems-(Nasdaq NM) R 63.31 1.24 2.00%

D: 11/16/01 O: 63.25 H: 64.60 L: 62.99 C: 63.31 Y: 63.39



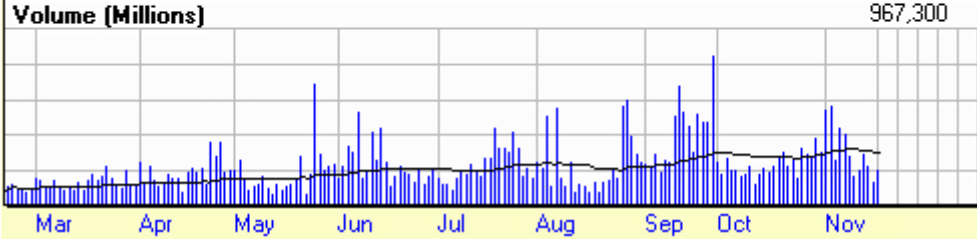
Volume (Millions)



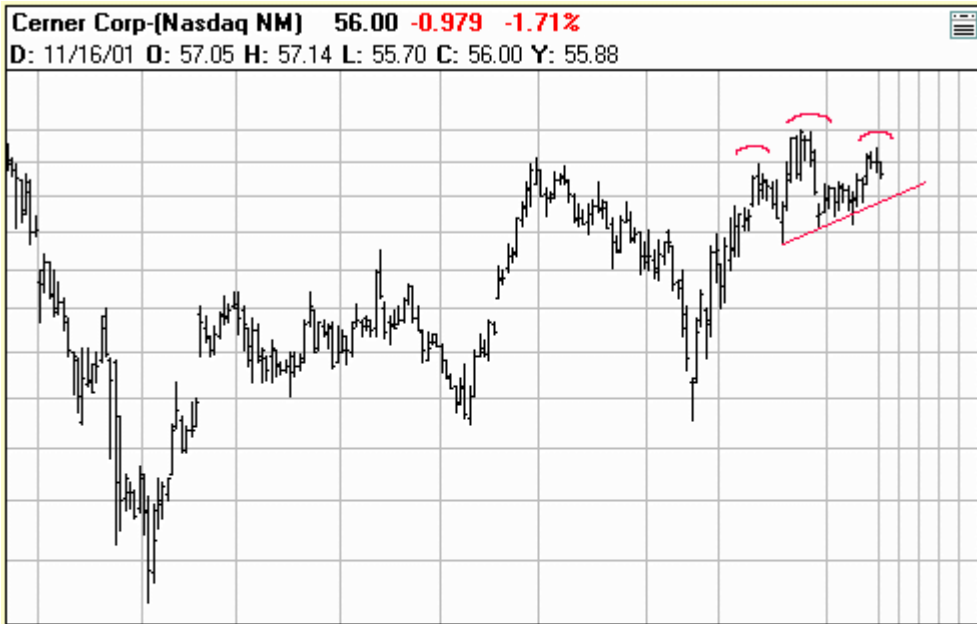
FE



Prophet JavaCharts(c) 1998-2001 Prophet Financial Systems, Inc. User Agreement Applies.



CERN

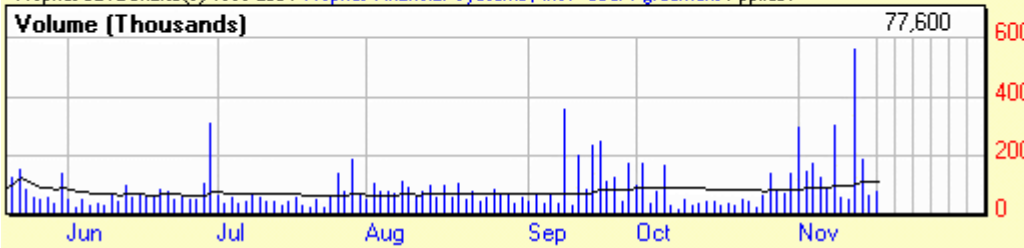
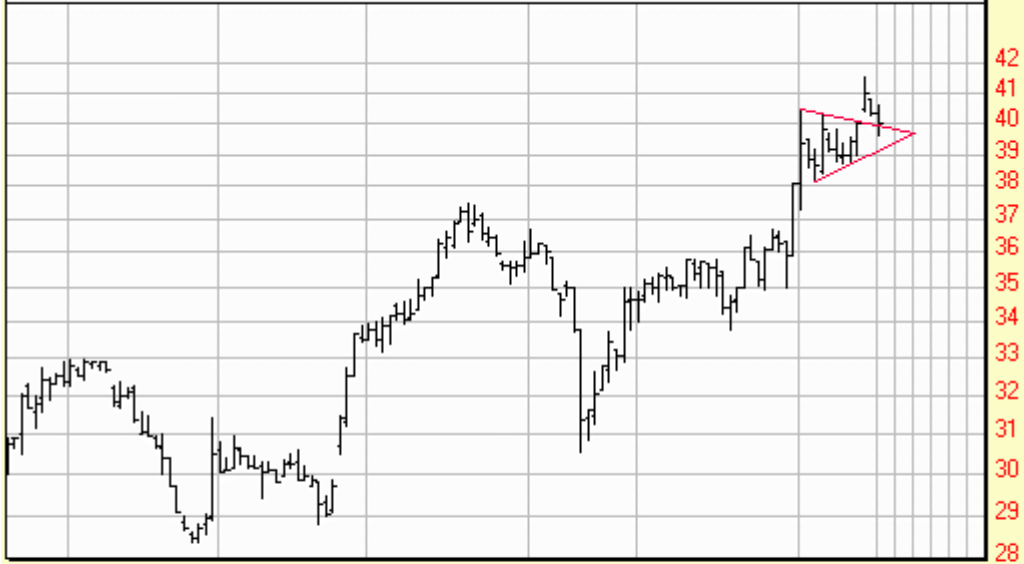


Prophet JavaCharts(c) 1998-2001 Prophet Financial Systems, Inc. User Agreement Applies.



HAE

Haemonetics Corp 40.04 -0.309 -0.767%
D: 11/16/01 O: 40.35 H: 40.60 L: 39.65 C: 40.04 Y: 40.11



HRH

Hilbrogal & Hamilton 58.45 0.550 0.950%
D: 11/16/01 O: 58.00 H: 58.58 L: 57.77 C: 58.45 Y: 58.19

