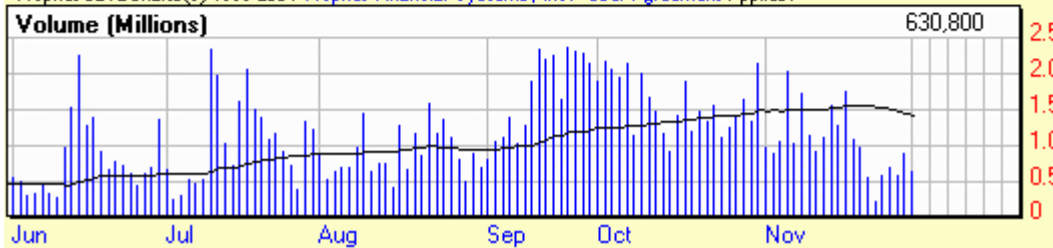
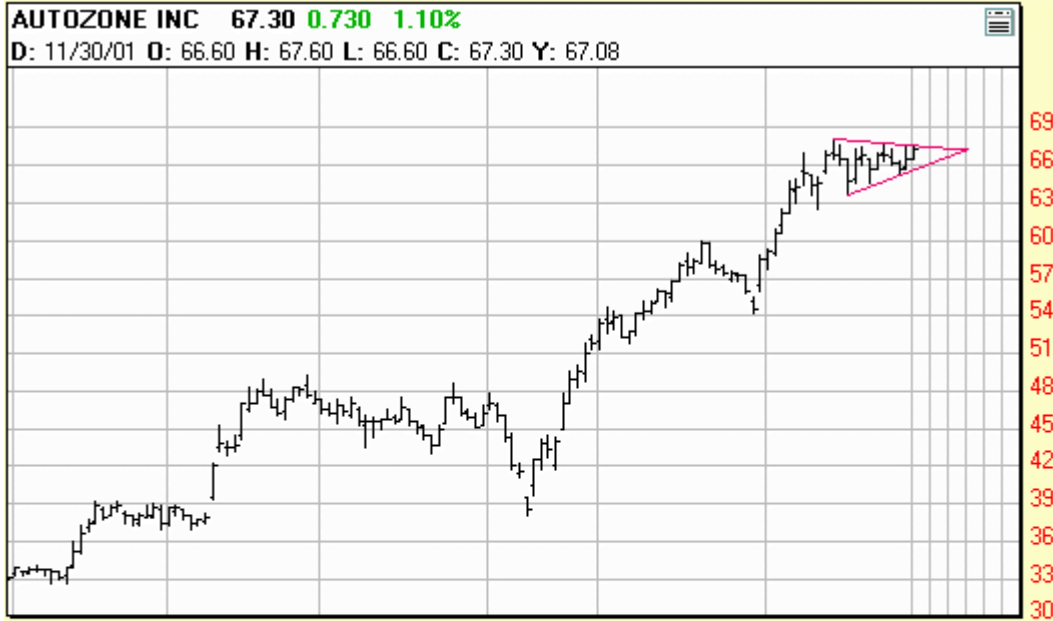
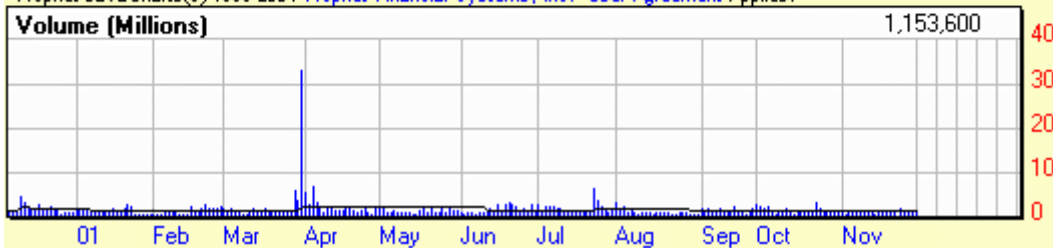


AZO

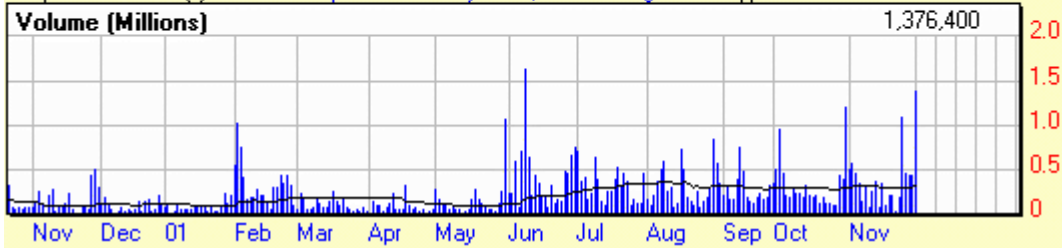


FISV



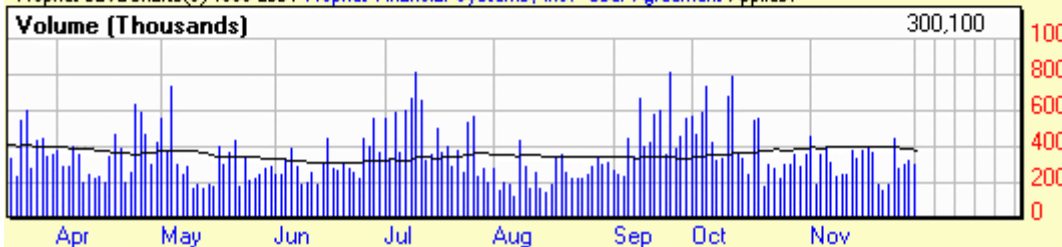
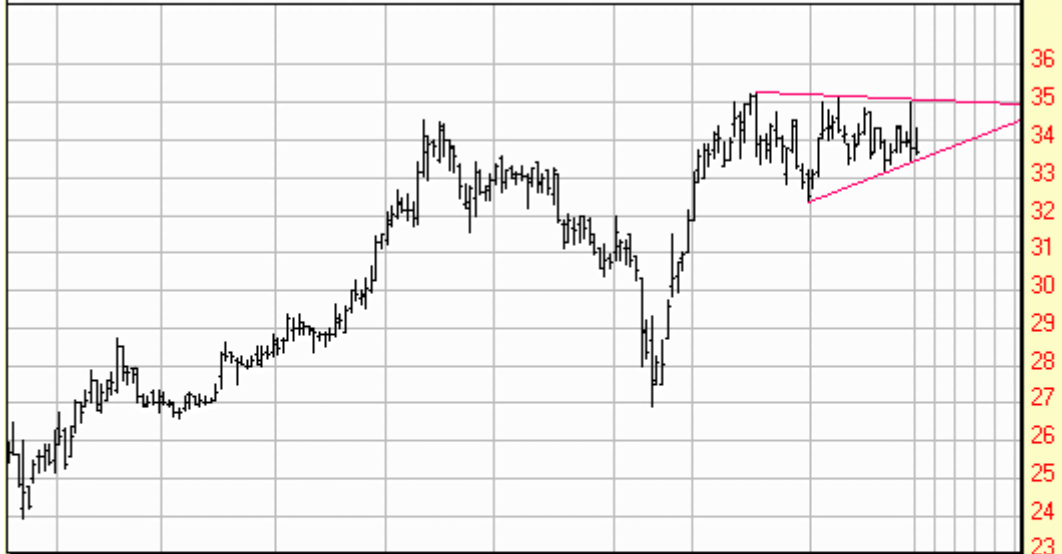
ALOY

ALLOY INC-(Nasdaq NM) 16.50 1.87 12.78%
D: 11/30/01 O: 15.08 H: 16.60 L: 14.70 C: 16.50 Y: 16.38



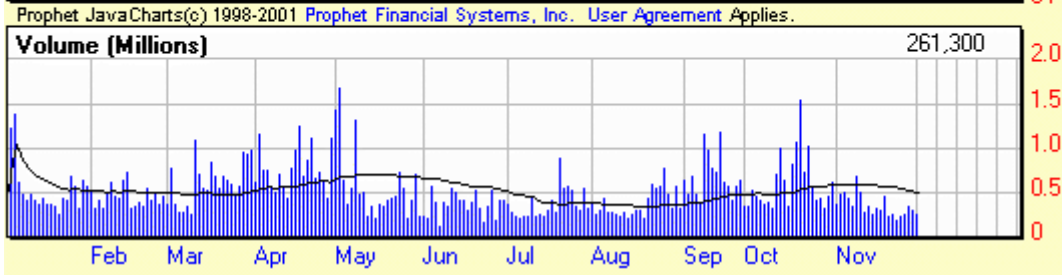
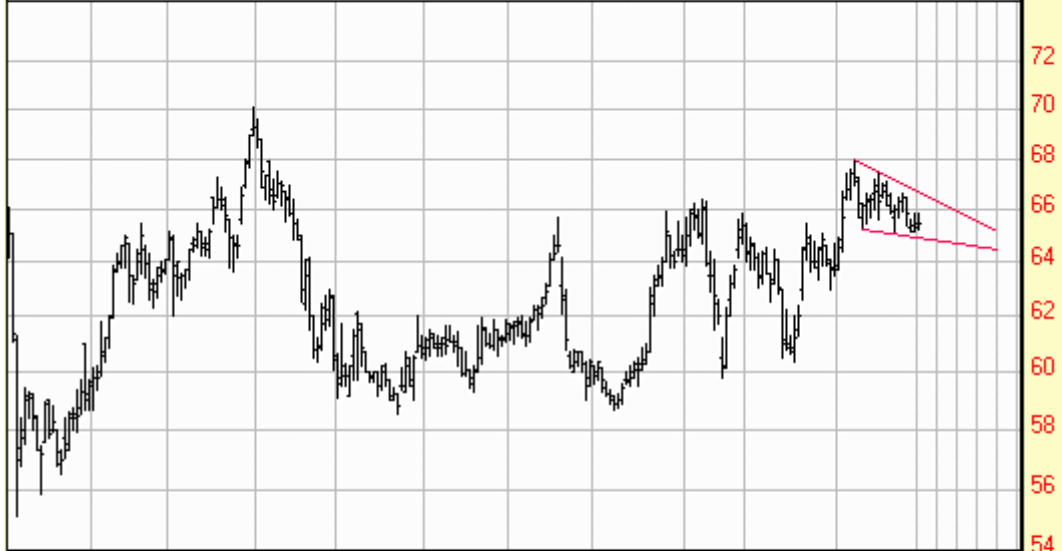
GPC

GENUINE PARTS 33.70 -0.099 -0.295%
D: 11/30/01 O: 33.80 H: 34.34 L: 33.64 C: 33.70 Y: 33.82



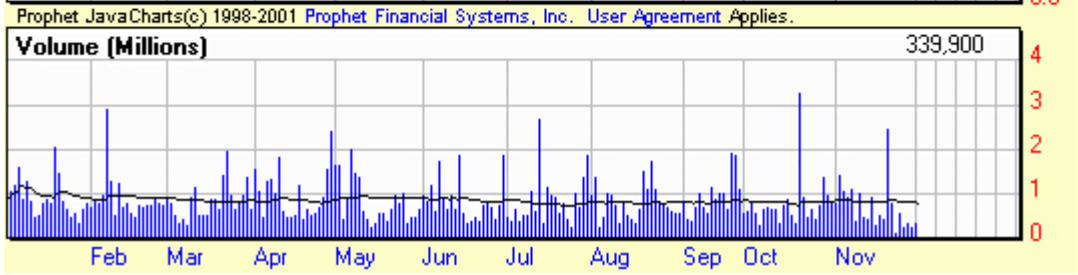
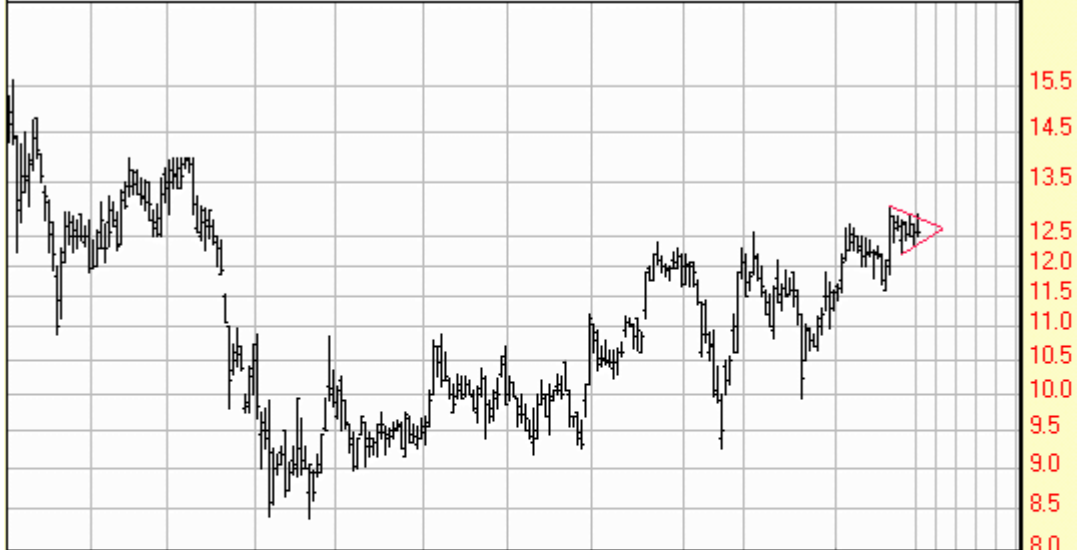
HSY

HERSHEY FOODS CORP 65.46 -0.039 -0.060%
D: 11/30/01 O: 65.30 H: 65.86 L: 65.24 C: 65.46 Y: 65.60



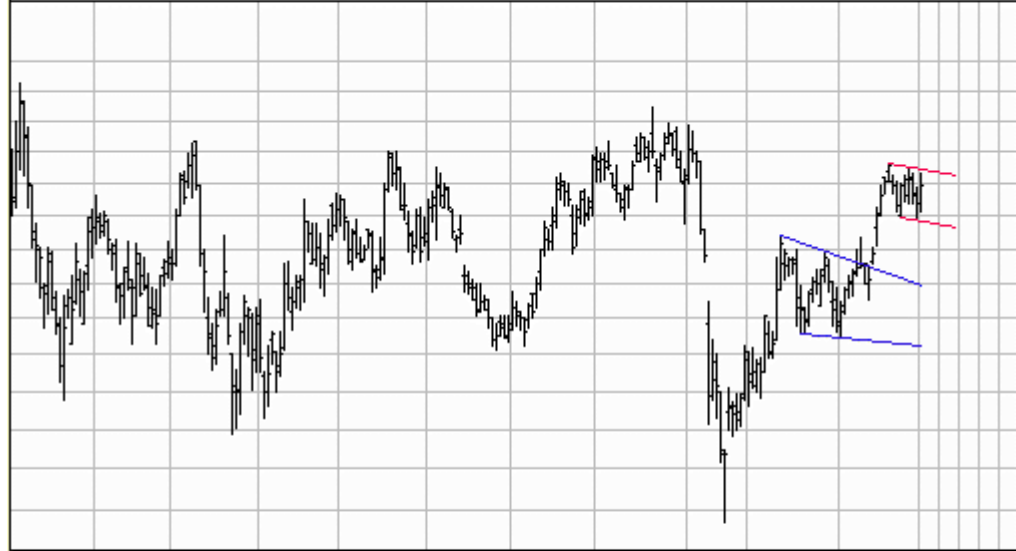
HUM

HUMANA INC 12.58 0.000 0.000%
D: 11/30/01 O: 12.60 H: 12.90 L: 12.52 C: 12.58 Y: 12.71

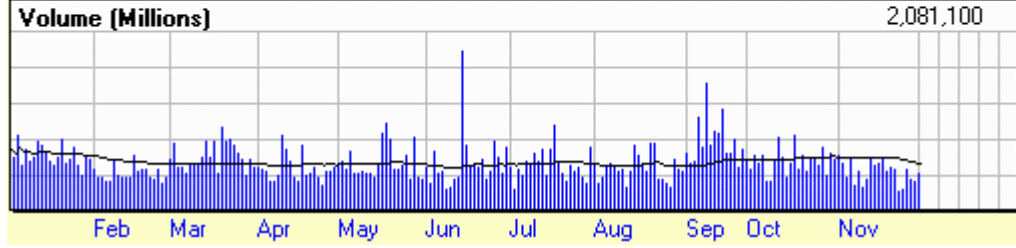


IP

INTL PAPER 39.95 **0.580 1.47%**
D: 11/30/01 O: 39.37 H: 40.35 L: 39.12 C: 39.95 Y: 40.17



Prophet JavaCharts(c) 1998-2001 Prophet Financial Systems, Inc. User Agreement Applies.

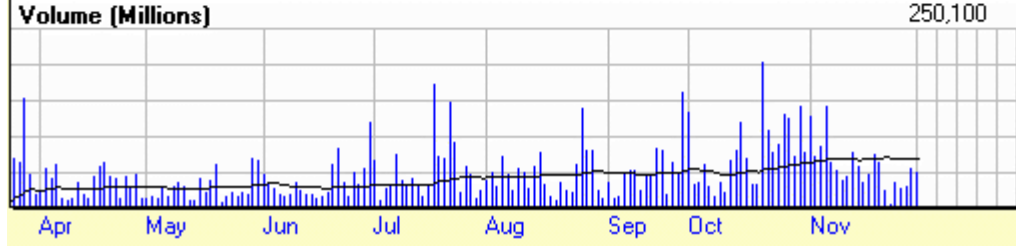


ITRI

ITRON INC-(Nasdaq NM) 28.25 **-0.339 -1.18%**
D: 11/30/01 O: 28.30 H: 28.90 L: 28.00 C: 28.25 Y: 28.56

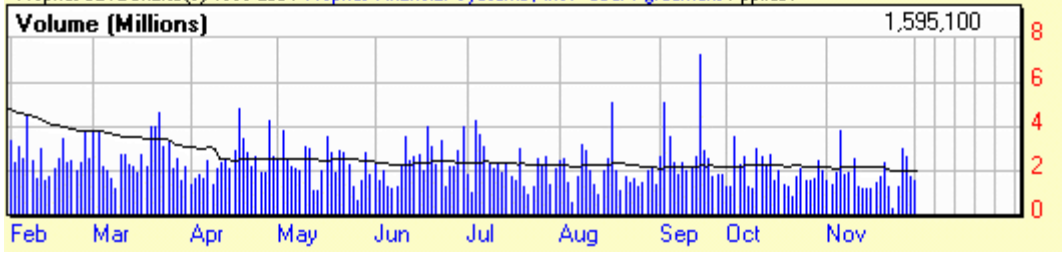


Prophet JavaCharts(c) 1998-2001 Prophet Financial Systems, Inc. User Agreement Applies.



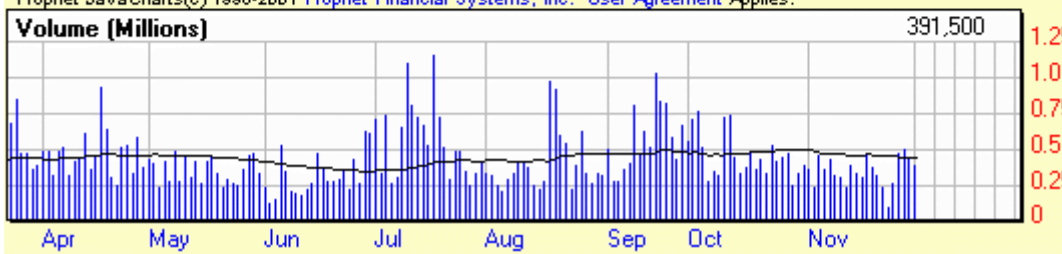
JBL

JABIL CIRCUIT 26.30 **0.100** **0.382%**
D: 11/30/01 O: 27.00 H: 27.07 L: 25.81 C: 26.30 Y: 26.30



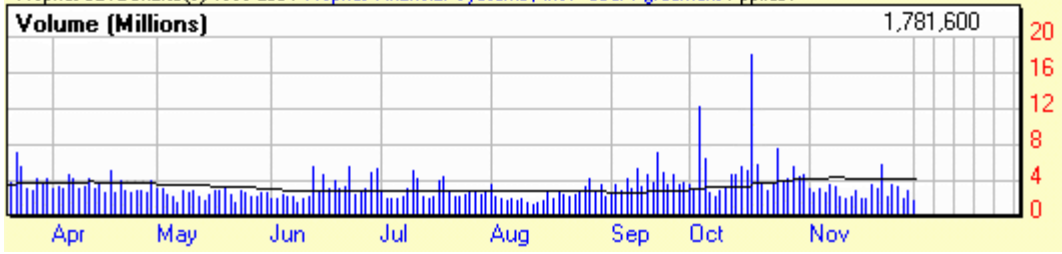
JCI

JOHNSON CONTROLS 79.52 **-0.129** **-0.162%**
D: 11/30/01 O: 79.00 H: 79.93 L: 78.48 C: 79.52 Y: 79.24



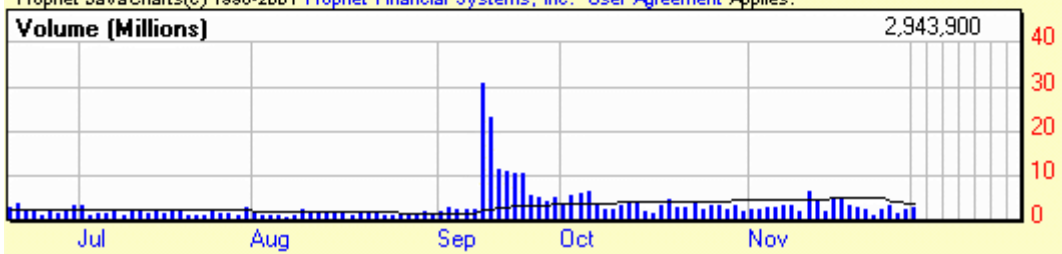
LLY

LILLY (ELI) 82.67 0.120 0.145%
D: 11/30/01 O: 82.60 H: 83.00 L: 82.16 C: 82.67 Y: 82.63



LUV

SOUTHWEST AIRLINES 18.75 0.160 0.861%
D: 11/30/01 O: 18.59 H: 18.92 L: 18.53 C: 18.75 Y: 18.58

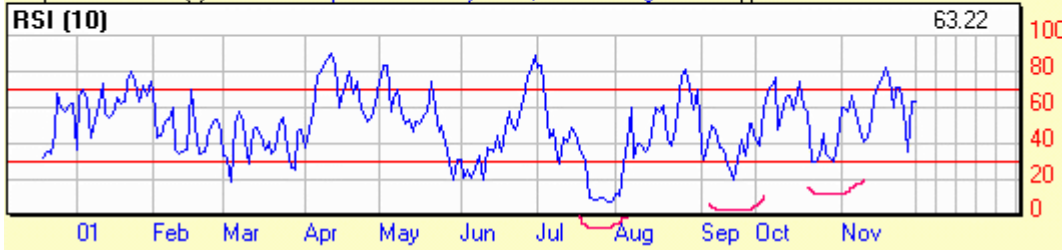


LXK

LEXMARK INTL INC A 51.67 -0.079 -0.154%
D: 11/30/01 O: 51.10 H: 52.15 L: 50.42 C: 51.67 Y: 51.20



Prophet JavaCharts(c) 1998-2001 Prophet Financial Systems, Inc. User Agreement Applies.

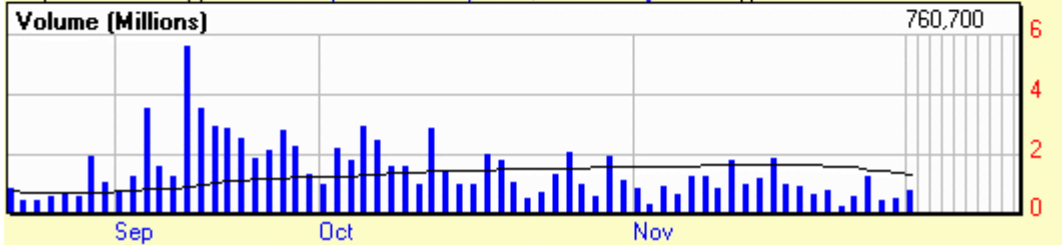


MAR

MARRIOTT INTL INC CL A 37.62 0.910 2.48%
D: 11/30/01 O: 36.48 H: 38.07 L: 36.48 C: 37.62 Y: 36.59

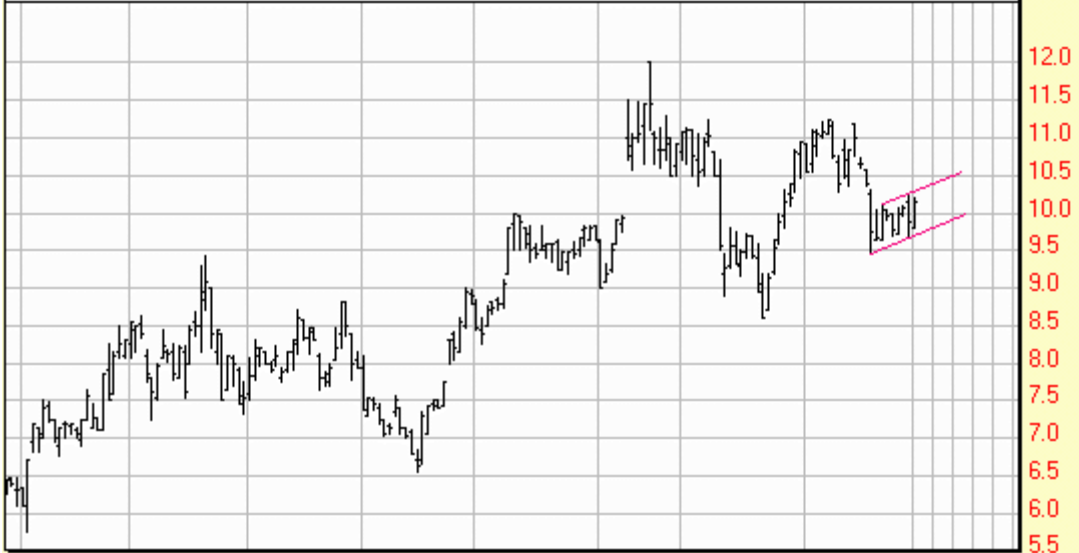


Prophet JavaCharts(c) 1998-2001 Prophet Financial Systems, Inc. User Agreement Applies.

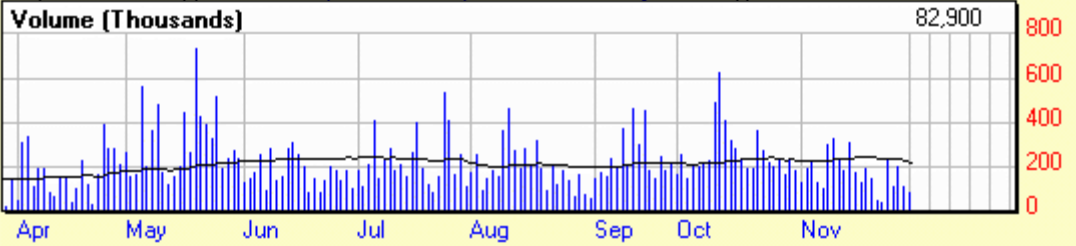


MDG

MERIDIAN GOLD 10.14 0.270 2.74%
D: 11/30/01 O: 9.79 H: 10.19 L: 9.79 C: 10.14 Y: 10.00

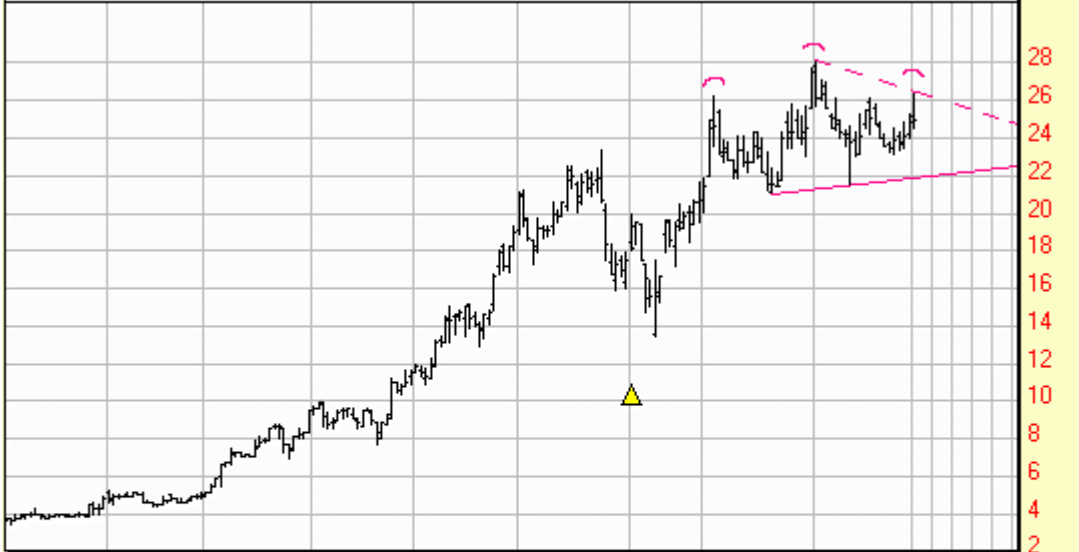


Prophet JavaCharts(c) 1998-2001 Prophet Financial Systems, Inc. User Agreement Applies.

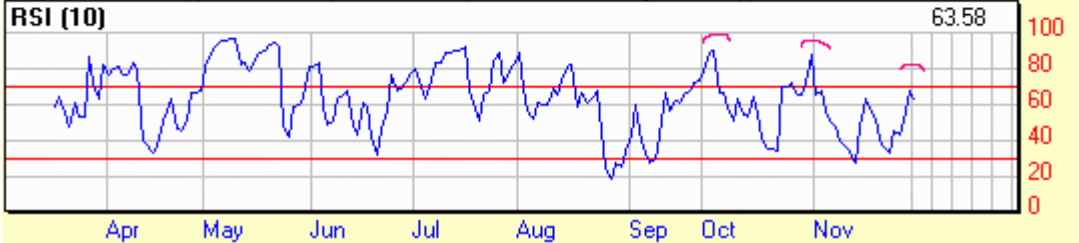


MOVI

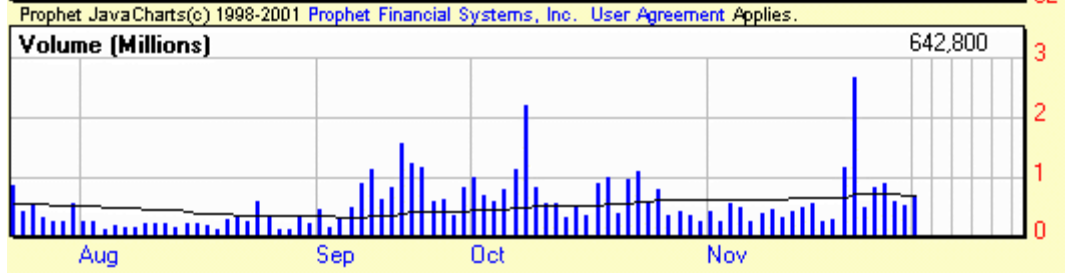
MOVIE GALLERY-(Nasdaq NM) 24.98 -0.169 -0.675%
D: 11/30/01 O: 24.90 H: 26.30 L: 24.52 C: 24.98 Y: 24.70



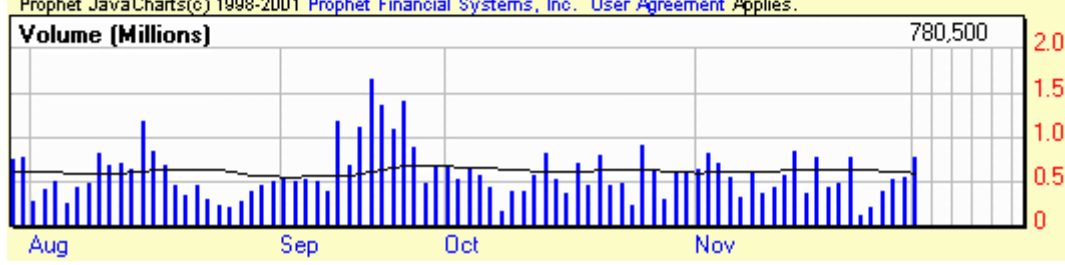
Prophet JavaCharts(c) 1998-2001 Prophet Financial Systems, Inc. User Agreement Applies.



NUE



NYT

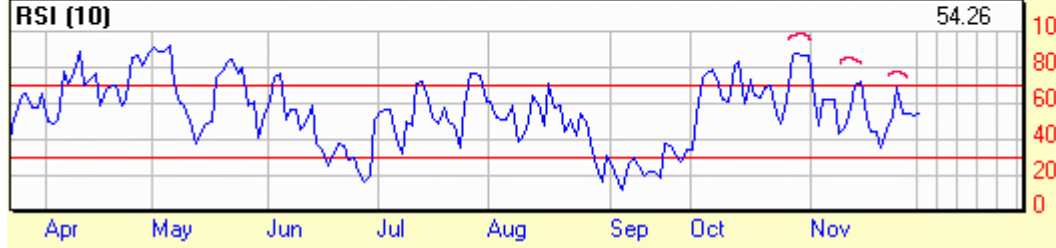


OVER

OVERTURE SERVICES INC-(OTC) 25.55 0.110 0.432%
D: 11/30/01 O: 25.45 H: 26.24 L: 25.24 C: 25.55 Y: 25.43



Prophet JavaCharts(c) 1998-2001 Prophet Financial Systems, Inc. User Agreement Applies.

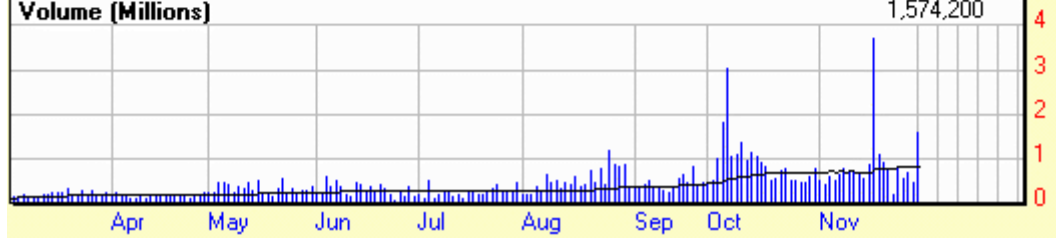


PCL

PLUM CREEK TIMBER L.P. 28.37 0.370 1.32%
D: 11/30/01 O: 28.10 H: 28.44 L: 28.06 C: 28.37 Y: 28.05



Prophet JavaCharts(c) 1998-2001 Prophet Financial Systems, Inc. User Agreement Applies.

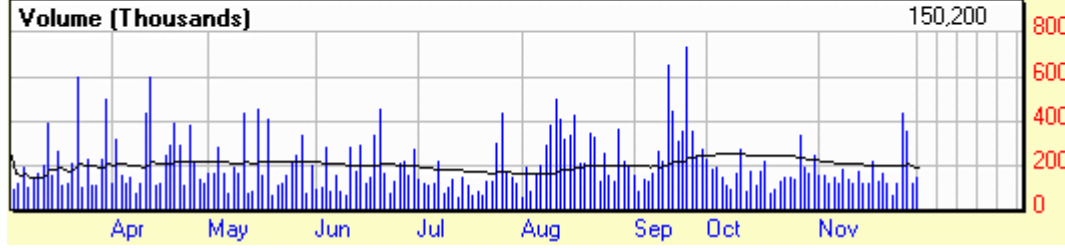


PSA

PUBLIC STORAGE 34.00 -0.149 -0.438%
D: 11/30/01 O: 34.15 H: 34.15 L: 33.88 C: 33.96 Y: 33.86



Prophet JavaCharts(c) 1998-2001 Prophet Financial Systems, Inc. User Agreement Applies.

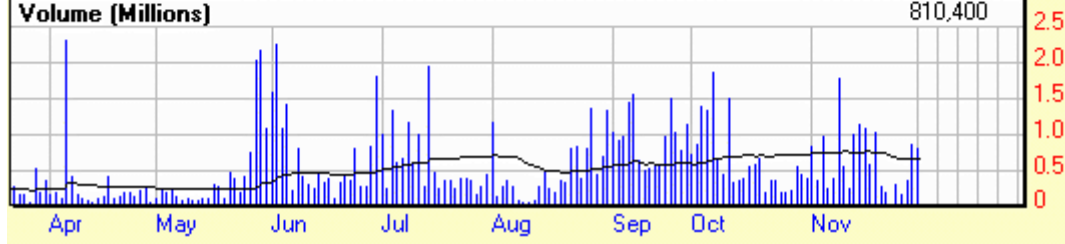


PSSI

PSS WORLD MEDICAL-(Nasdaq NM) 9.28 0.000 0.000%
D: 11/30/01 O: 9.15 H: 9.60 L: 9.10 C: 9.28 Y: 9.28

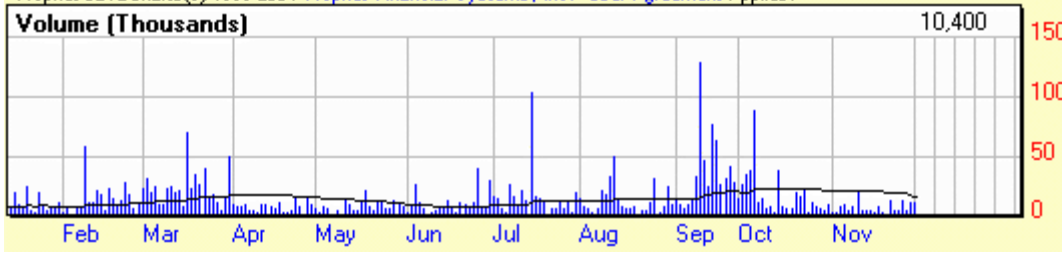


Prophet JavaCharts(c) 1998-2001 Prophet Financial Systems, Inc. User Agreement Applies.



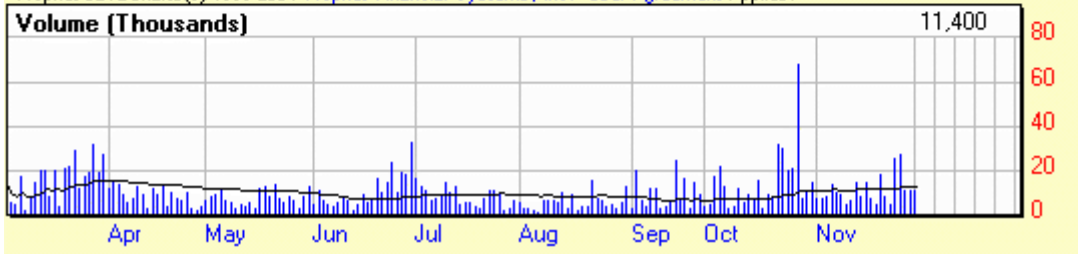
SASR

SANDY SPRING BANCORP-(Nasdaq NM) 41.15 -0.199 -0.483%
D: 11/30/01 O: 41.50 H: 41.50 L: 40.60 C: 41.15 Y: 41.20



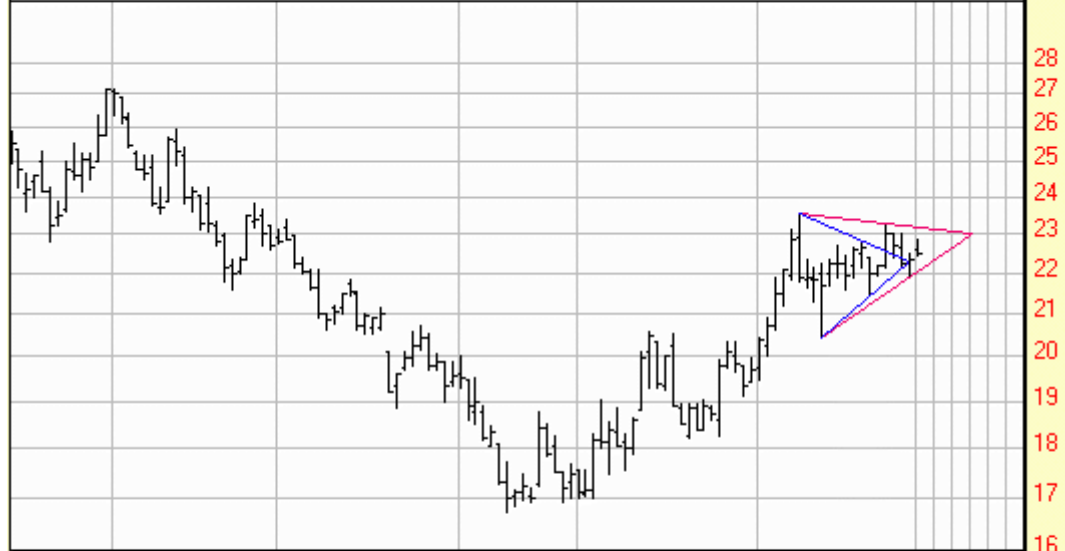
SJI

SOUTH JERSEY INDUS 33.70 -0.049 -0.147%
D: 11/30/01 O: 33.80 H: 33.80 L: 33.61 C: 33.70 Y: 33.55

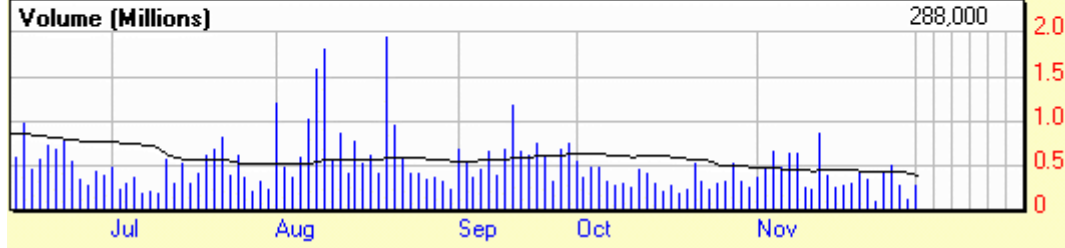


TEK

TEKTRONIX INC 22.48 -0.079 -0.354%
D: 11/30/01 O: 22.57 H: 22.88 L: 22.45 C: 22.50 Y: 22.62



Prophet JavaCharts(c) 1998-2001 Prophet Financial Systems, Inc. User Agreement Applies.

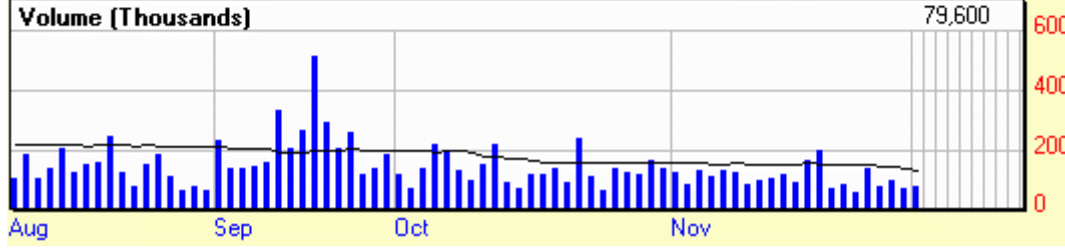


TNB

THOMAS & BETTS 20.41 0.030 0.147%
D: 11/30/01 O: 20.28 H: 20.66 L: 20.25 C: 20.40 Y: 20.36

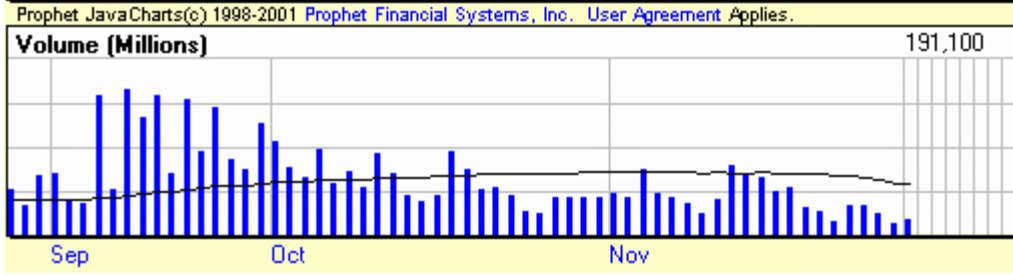
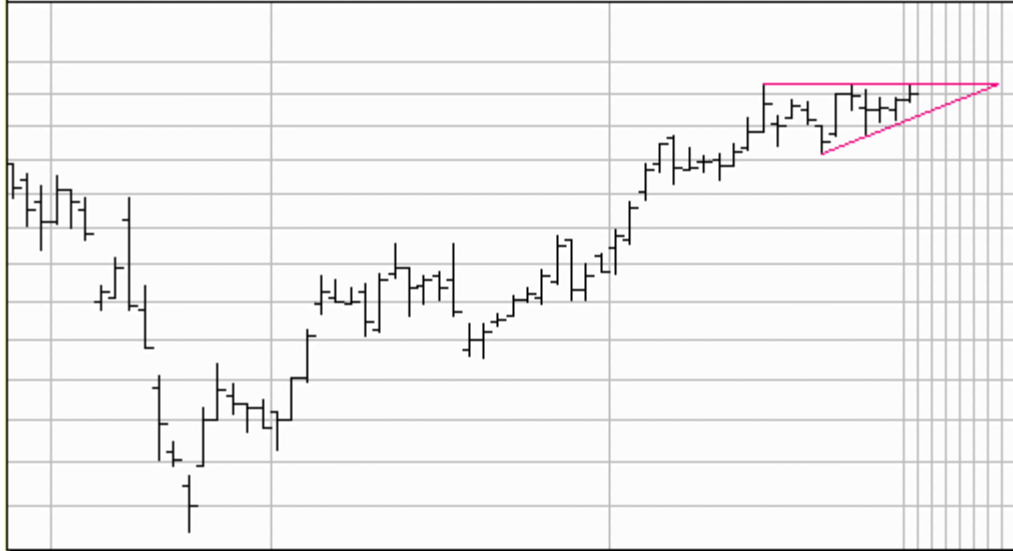


Prophet JavaCharts(c) 1998-2001 Prophet Financial Systems, Inc. User Agreement Applies.



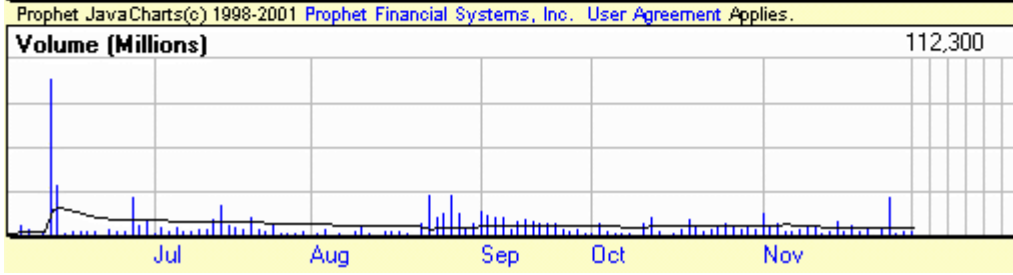
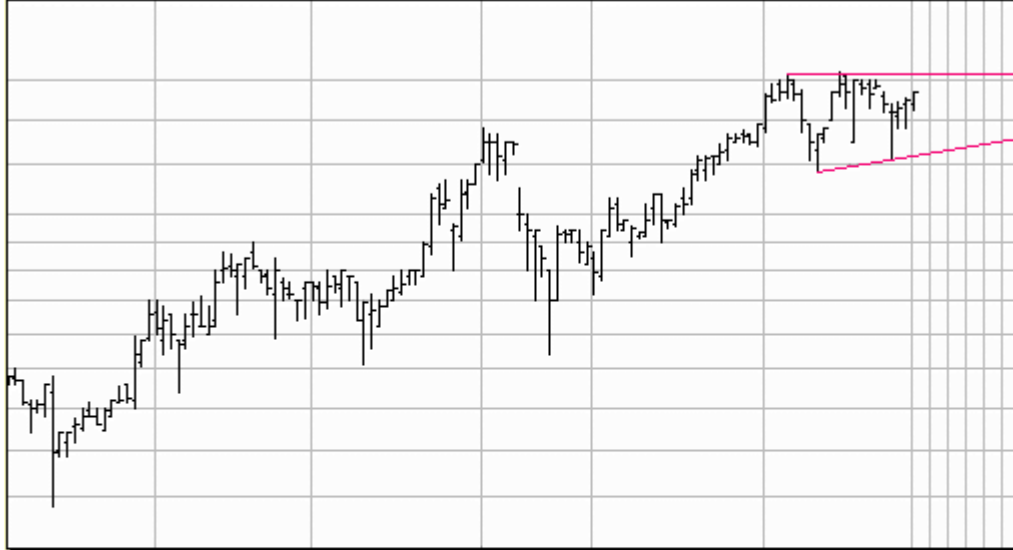
TRW

TRW INC 39.02 0.200 0.515%
D: 11/30/01 O: 38.85 H: 39.30 L: 38.78 C: 39.03 Y: 39.05



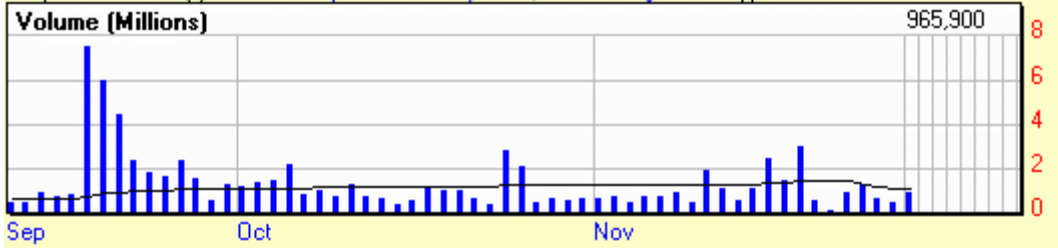
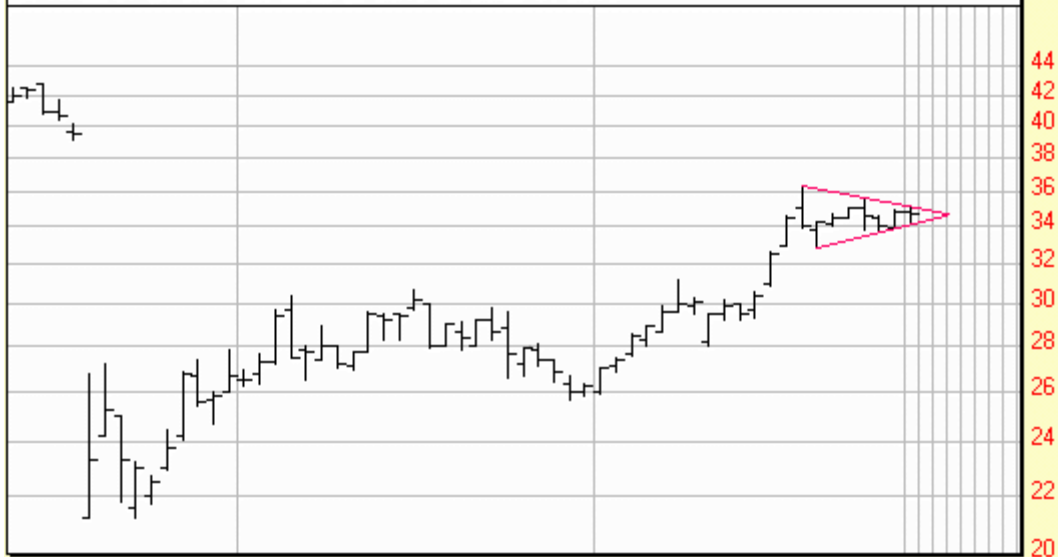
TSA

SPORTS AUTHORITY 5.60 0.100 1.82%
D: 11/30/01 O: 5.45 H: 5.60 L: 5.38 C: 5.60 Y: 5.53



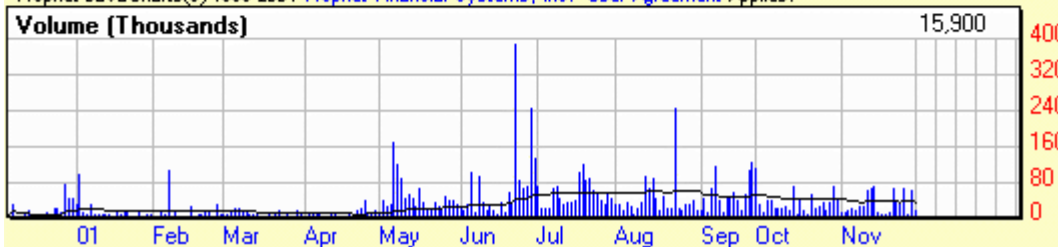
TSG

SABRE HOLDINGS CORP 34.69 -0.169 -0.487%
D: 11/30/01 O: 34.79 H: 35.02 L: 34.10 C: 34.69 Y: 34.75



WTFC

WINTRUST FINANCIAL-(Nasdaq NM) 30.59 -0.139 -0.455%
D: 11/30/01 O: 30.29 H: 30.98 L: 30.29 C: 30.59 Y: 30.38



X



chartpatterns.com

Technical Analysis for Timing the Markets

KMatras@aol.com