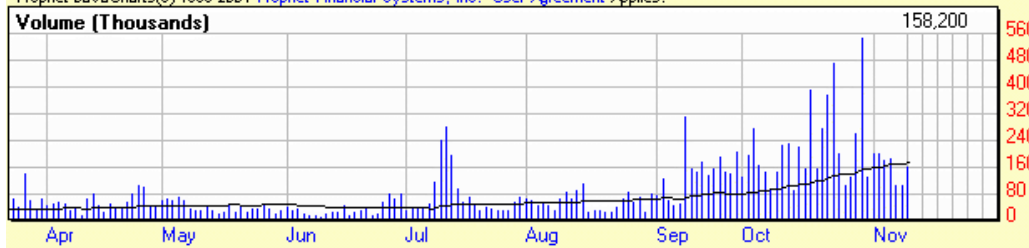
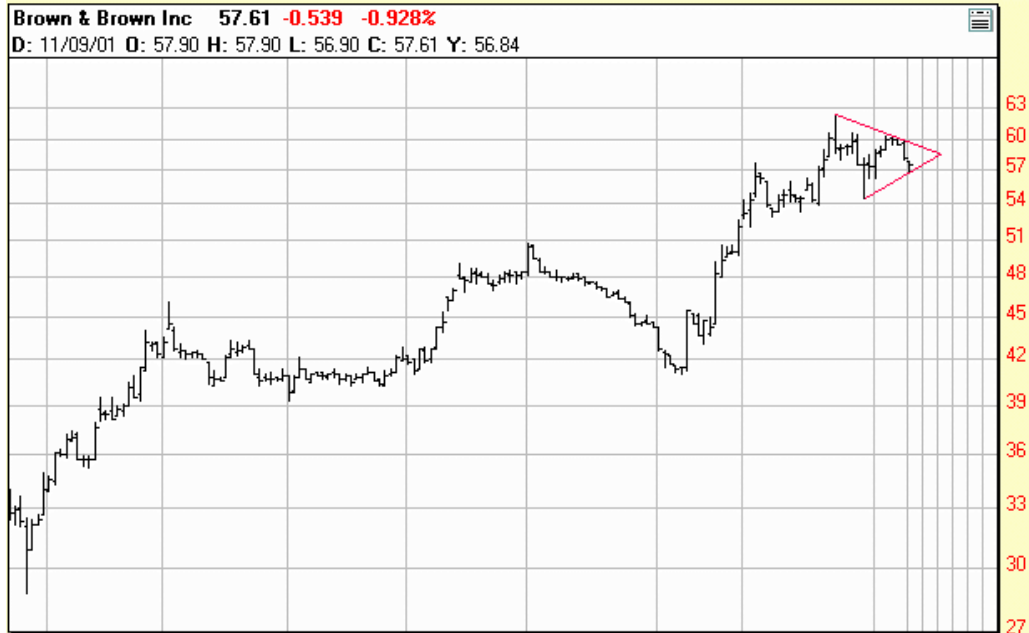
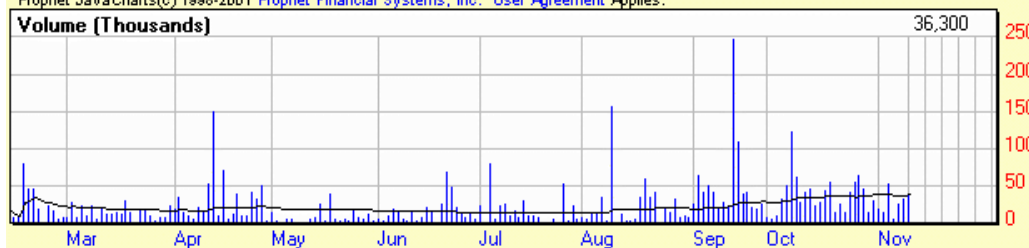
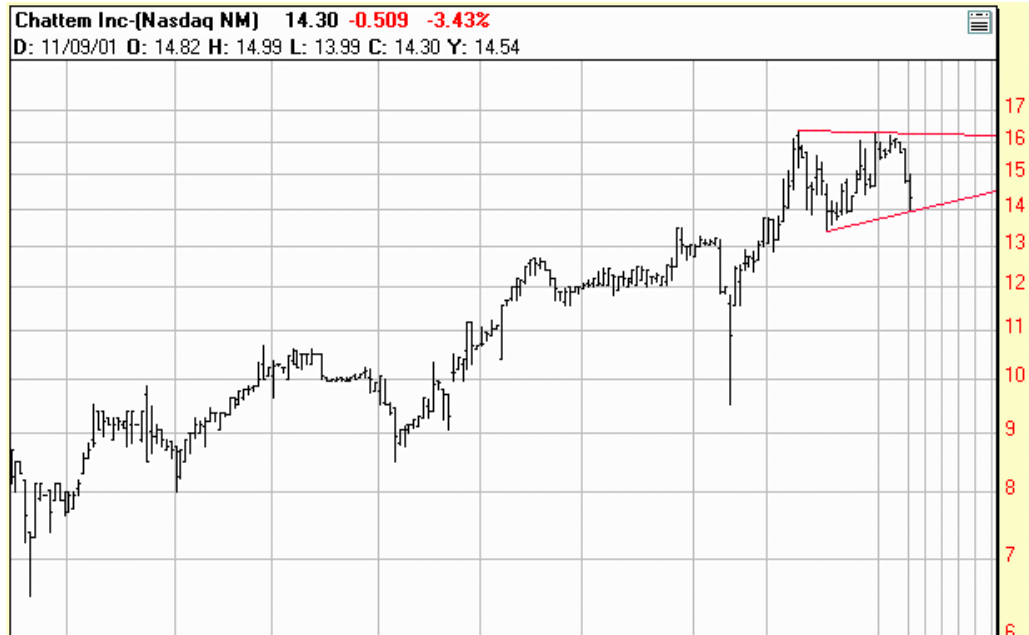


BRO

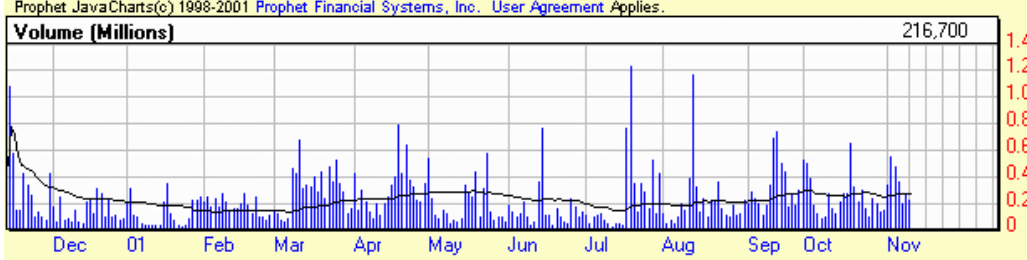


CHTT



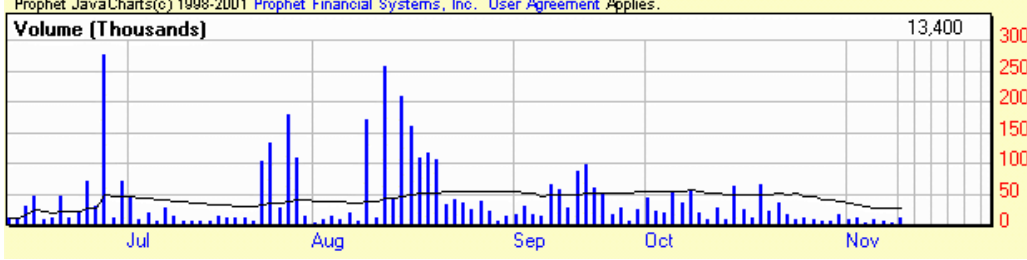
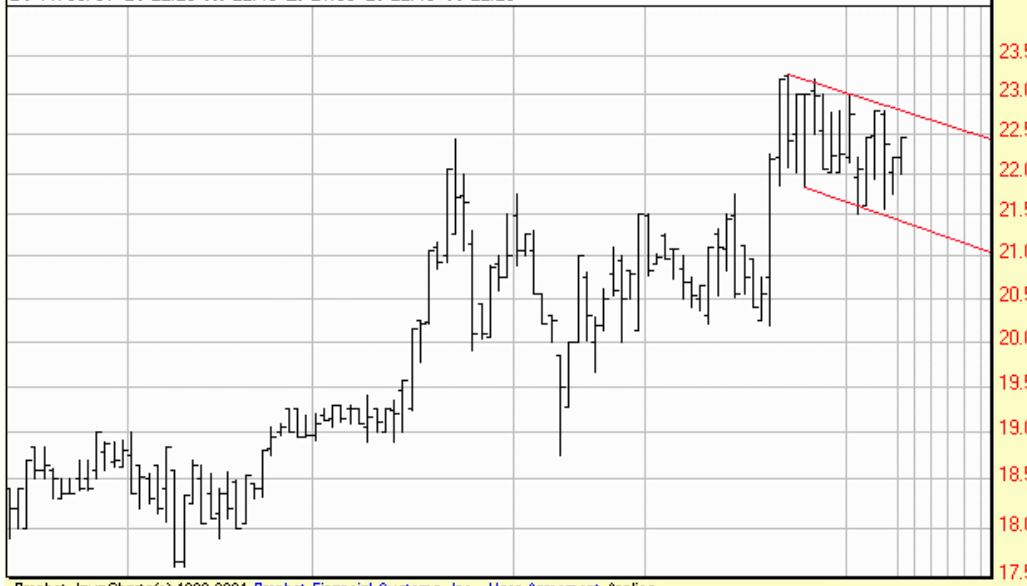
COTT

Cott Corp-(Nasdaq NM) 15.62 -0.129 -0.824%
D: 11/09/01 O: 15.60 H: 15.75 L: 15.35 C: 15.62 Y: 15.51



CVBF

Cvb Financial Corp-(OTC) 22.45 0.250 1.13%
D: 11/09/01 O: 22.20 H: 22.45 L: 21.98 C: 22.45 Y: 22.23



DP

Diagnostic Products 45.21 -1.87 -3.98%
D: 11/09/01 O: 46.40 H: 46.72 L: 44.20 C: 45.21 Y: 46.02



RSI (10)

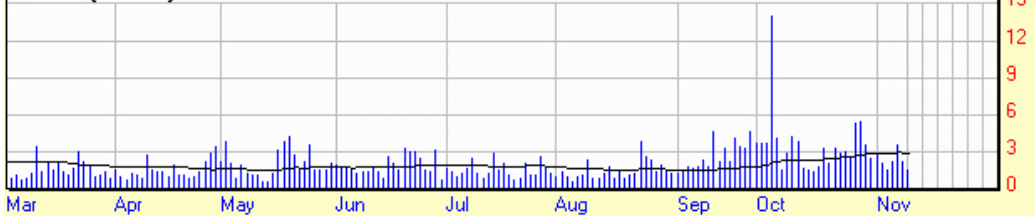


GILD

Gilead Sciences-(Nasdaq NM) 64.21 -2.00 -3.03%
D: 11/09/01 O: 66.26 H: 66.32 L: 63.21 C: 64.21 Y: 65.72

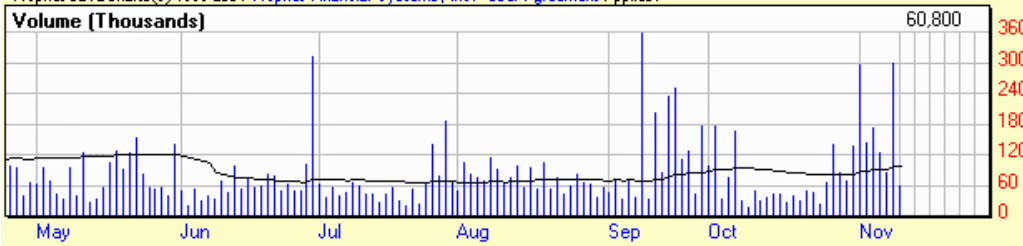


Volume (Millions)



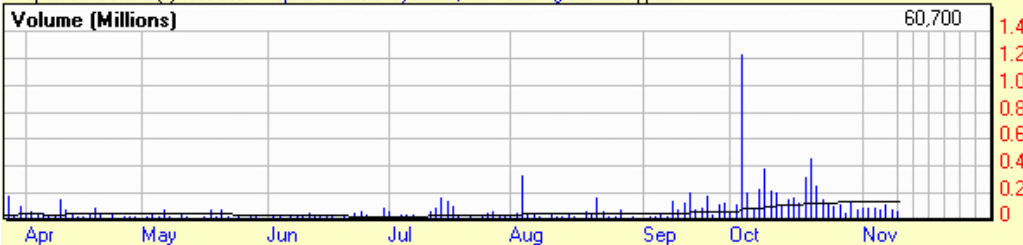
HAE

Haemonetics Corp 38.95 -0.049 -0.127%
D: 11/09/01 O: 38.94 H: 39.38 L: 38.71 C: 38.95 Y: 39.00



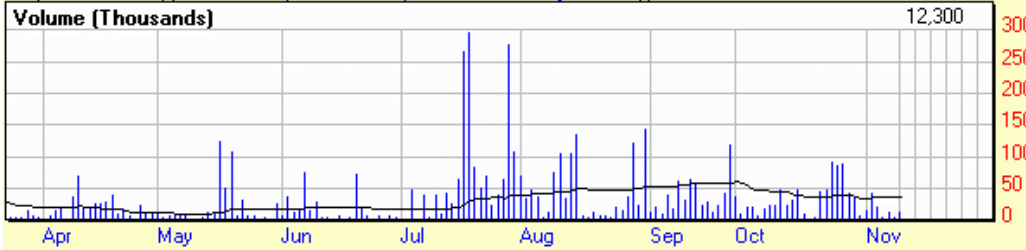
HRH

Hilbrogal & Hamilton 57.71 0.160 0.278%
D: 11/09/01 O: 57.55 H: 58.65 L: 56.80 C: 57.71 Y: 57.75



TRPS

Tripos Inc-(Nasdaq NM) 19.00 -0.249 -1.29%
D: 11/09/01 O: 19.25 H: 19.30 L: 18.80 C: 19.00 Y: 18.73



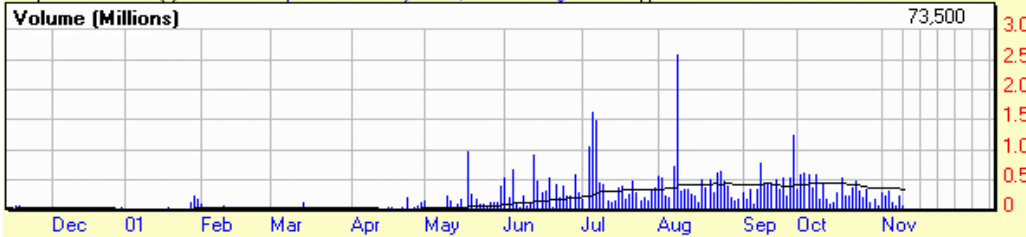
CERN

Cerner Corp-(Nasdaq NM) 55.42 1.66 3.09%
D: 11/09/01 O: 53.61 H: 56.01 L: 53.10 C: 55.42 Y: 55.01



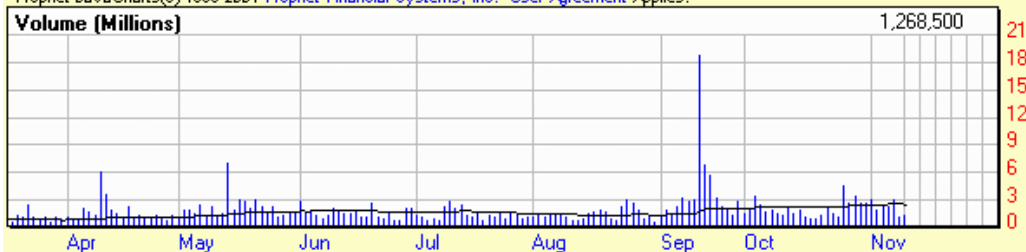
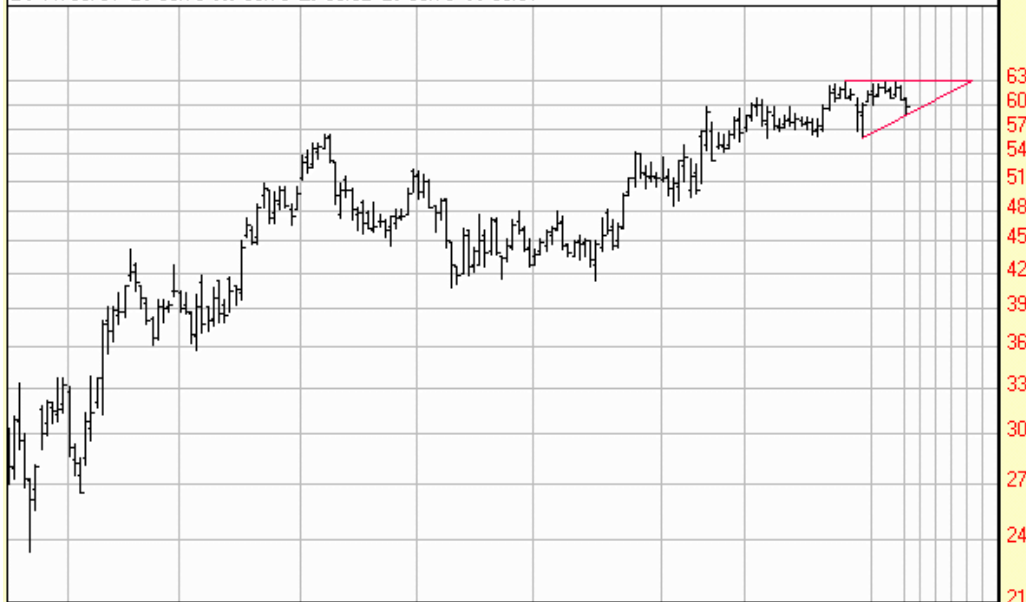
IART

Integra Lifesciences Hldgs Cp-(Nasdaq NM) 29.10 0.050 0.172%
D: 11/09/01 O: 29.05 H: 29.36 L: 28.30 C: 29.10 Y: 28.52



IMCL

Imclone Systems-(Nasdaq NM) 59.75 -0.849 -1.39%
D: 11/09/01 O: 60.70 H: 60.70 L: 58.92 C: 59.75 Y: 60.01

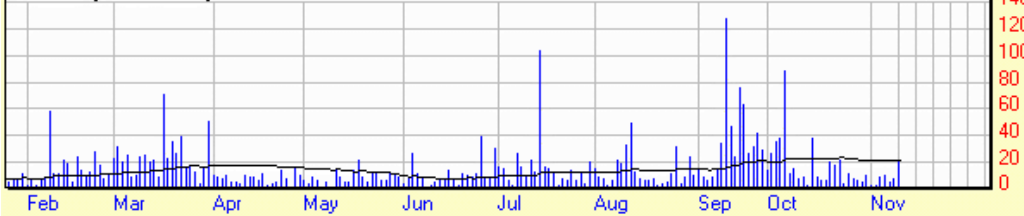


SASR

Sandy Spring Bancorp-(Nasdaq NM) 39.88 1.16 3.00%
D: 11/09/01 O: 39.20 H: 39.88 L: 38.61 C: 39.88 Y: 39.86

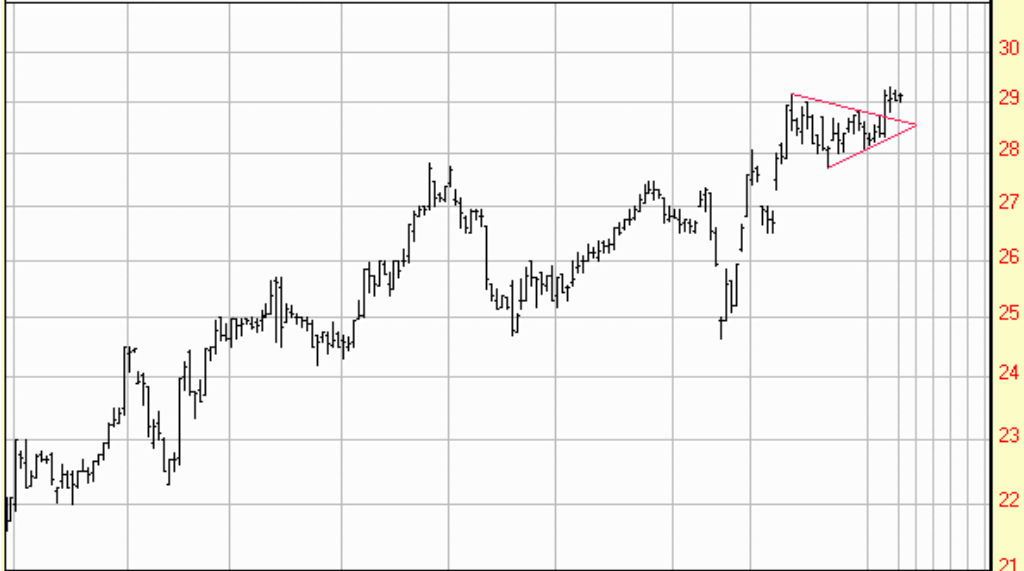


Volume (Thousands)

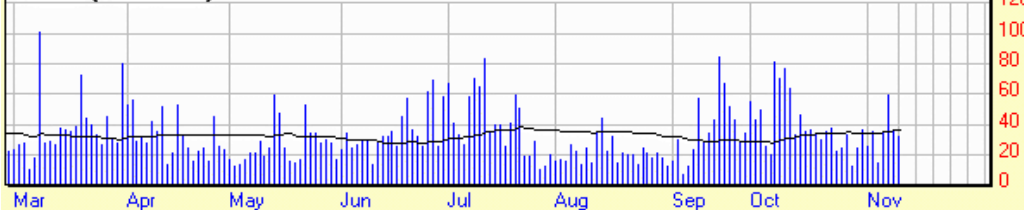


SSS

Sovran Self Storage 29.15 0.120 0.413%
D: 11/09/01 O: 29.13 H: 29.16 L: 29.02 C: 29.15 Y: 29.02

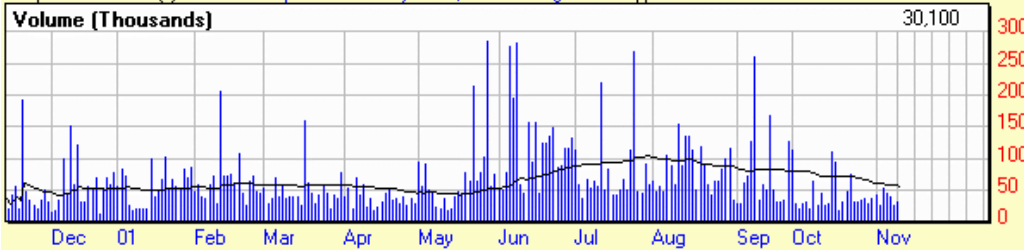


Volume (Thousands)



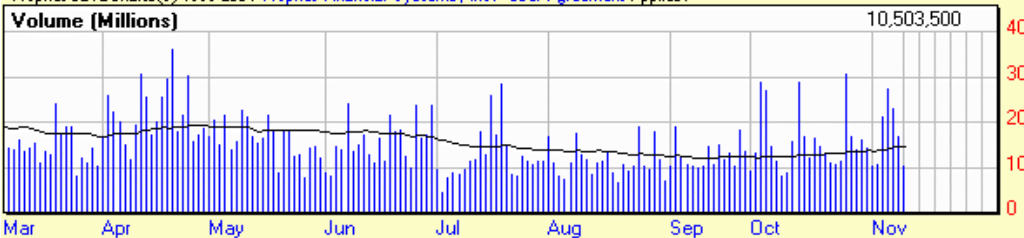
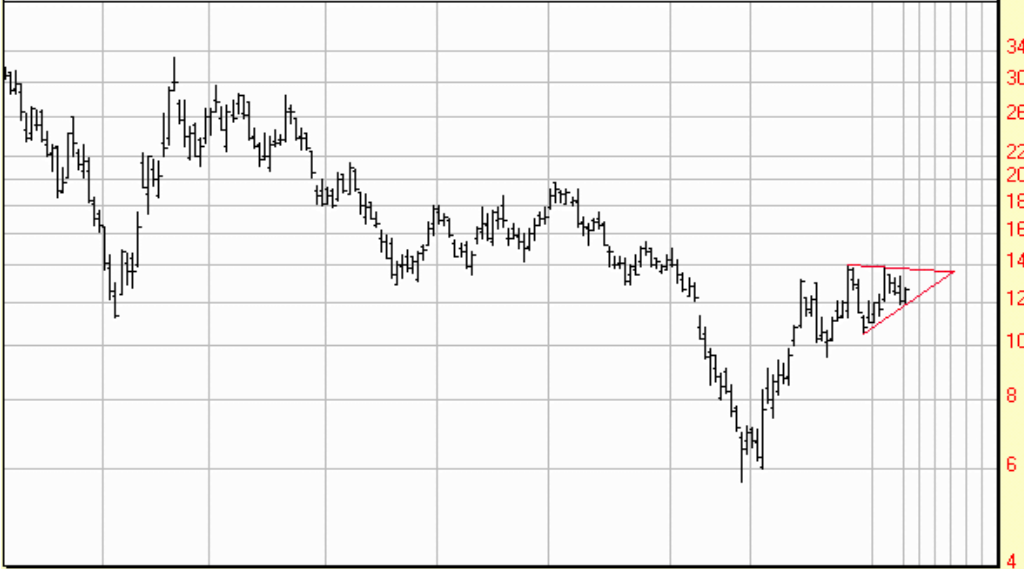
SUSQ

Susquehanna Bancshares-(Nasdaq NM) 20.53 -0.459 -2.18%
D: 11/09/01 O: 20.85 H: 21.12 L: 20.35 C: 20.53 Y: 20.58



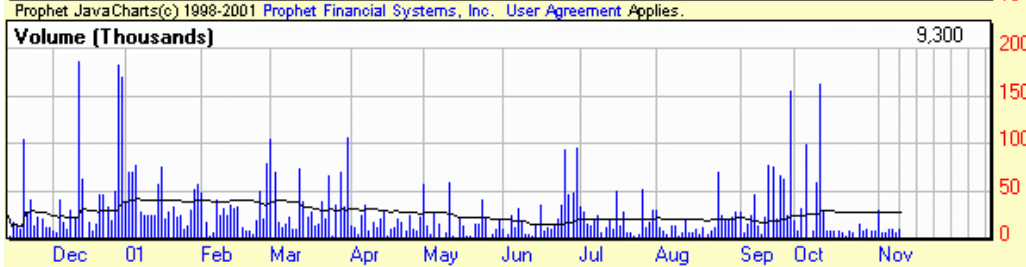
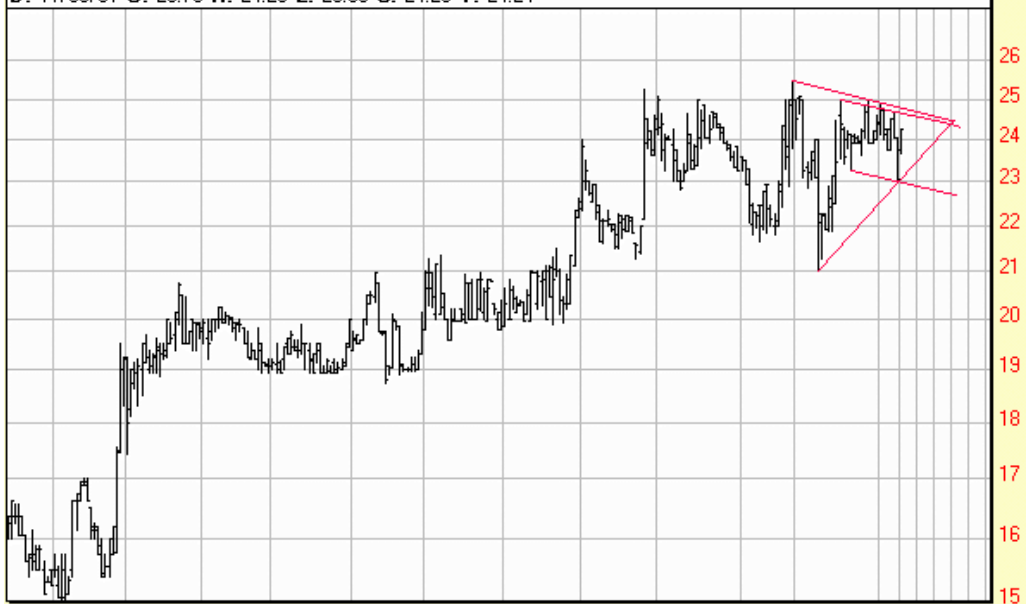
AMCC

Applied Micro Circuits-(Nasdaq NM) 12.65 0.600 4.98%
D: 11/09/01 O: 12.09 H: 12.78 L: 11.98 C: 12.65 Y: 12.44



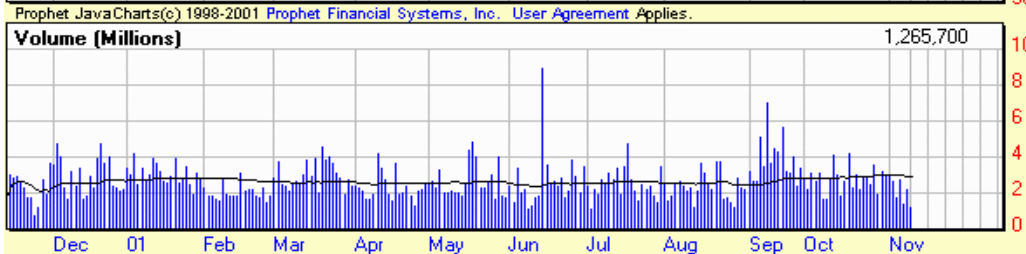
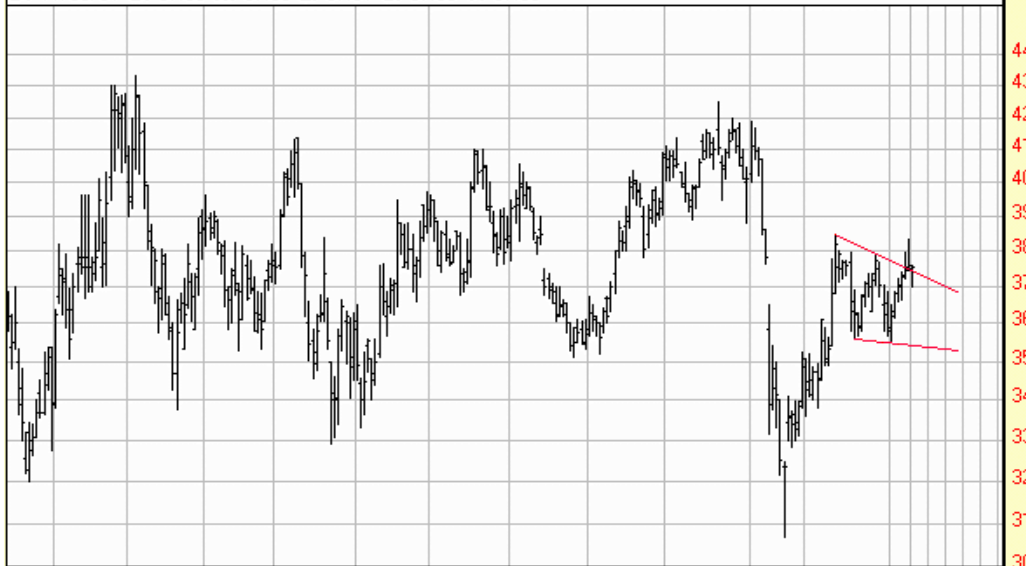
UNBJ

United Natl Bancorp-(Nasdaq NM) 24.25 1.21 5.25%
D: 11/09/01 O: 23.75 H: 24.26 L: 23.68 C: 24.25 Y: 24.24



IP

Intl Paper 37.55 -0.039 -0.105%
D: 11/09/01 O: 37.50 H: 37.58 L: 37.01 C: 37.55 Y: 37.35

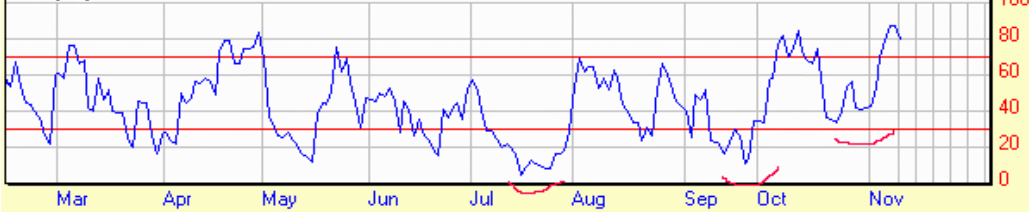


SBL

Symbol Technologies 15.59 -0.209 -1.32%
D: 11/09/01 O: 15.65 H: 16.00 L: 15.42 C: 15.59 Y: 15.67



Prophet JavaCharts(c) 1998-2001 Prophet Financial Systems, Inc. User Agreement Applies.

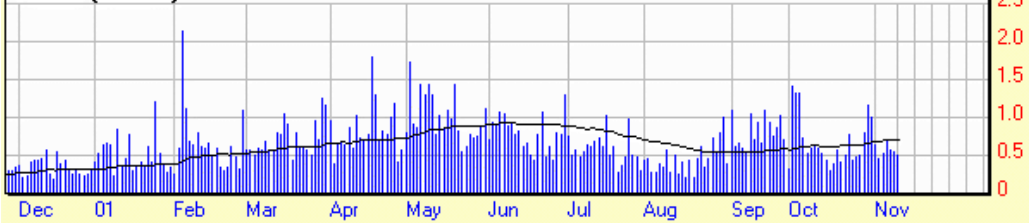


SUN

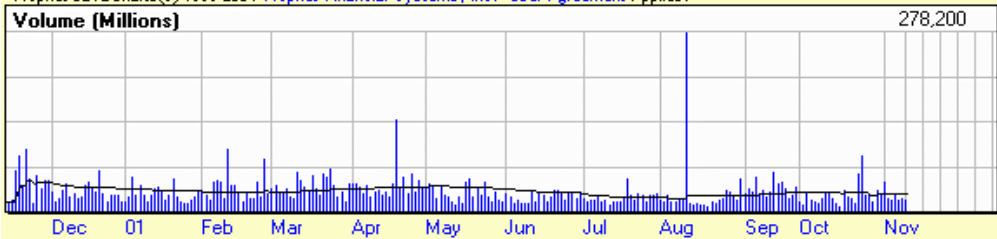
Sunoco Inc 38.16 0.550 1.46%
D: 11/09/01 O: 38.20 H: 38.76 L: 38.00 C: 38.16 Y: 38.59



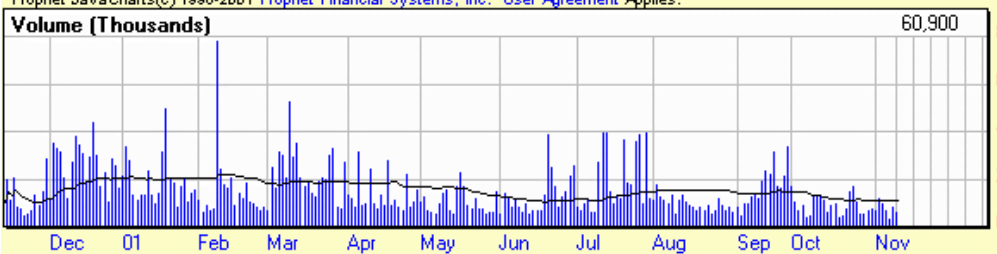
Prophet JavaCharts(c) 1998-2001 Prophet Financial Systems, Inc. User Agreement Applies.



TMK



POT



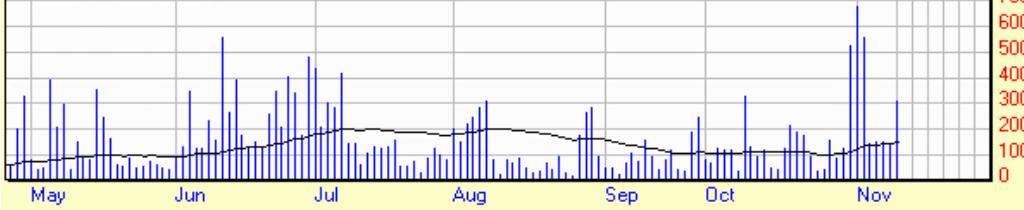
AMHC

Amer Healthways Inc-(Nasdaq NM) 39.37 -0.829 -2.05%
D: 11/09/01 O: 40.02 H: 40.05 L: 38.42 C: 39.37 Y: 39.81



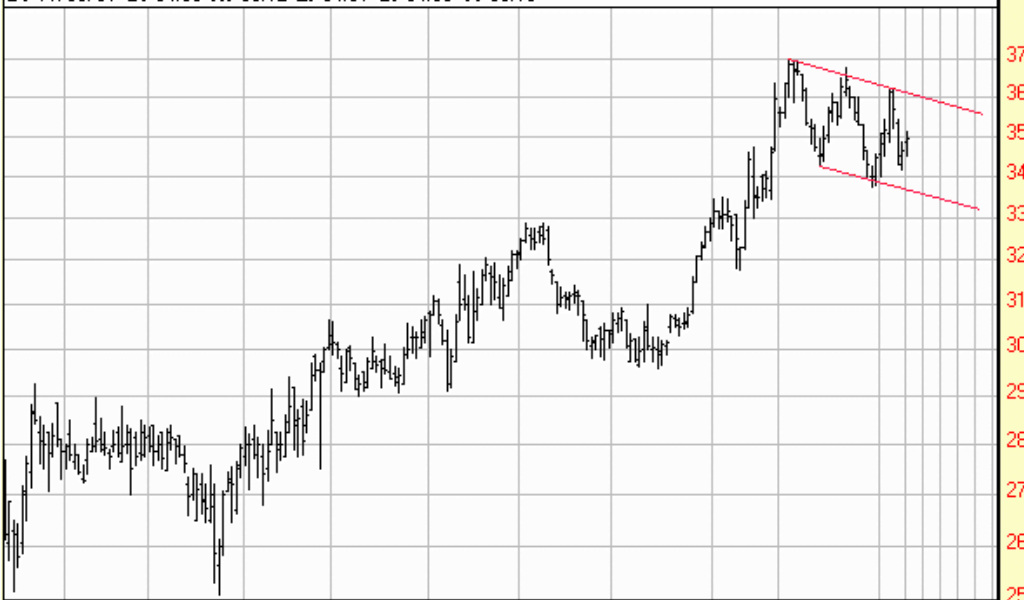
Prophet JavaCharts(c) 1998-2001 Prophet Financial Systems, Inc. User Agreement Applies.

Volume (Thousands)



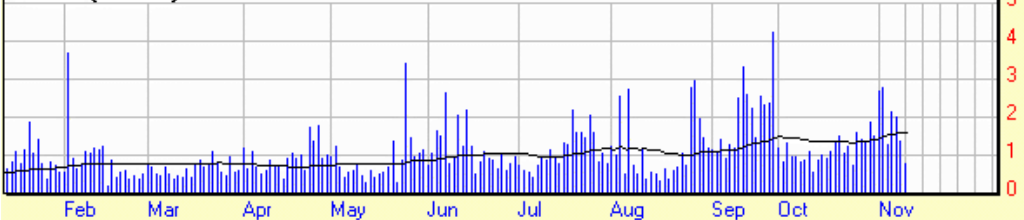
FE

Firstenergy Corp 34.95 0.320 0.924%
D: 11/09/01 O: 34.85 H: 35.12 L: 34.51 C: 34.95 Y: 35.10



Prophet JavaCharts(c) 1998-2001 Prophet Financial Systems, Inc. User Agreement Applies.

Volume (Millions)



DHR

